

The CPJE Handbook is provided as a service for the California pharmacist community, courtesy of **Pharmacist-CA**, California's premier pharmacist recruiters.

At Pharmacist-CA, we have over 30 years of recruiting experience and are the leading recruiters specializing exclusively in California pharmacist positions. When you're searching for your next pharmacist job, call us at 1-800-658-0346 or email [DRS@Pharmacist-CA.com](mailto:DRS@Pharmacist-CA.com) to let us help you get job satisfaction.

# California Board of Pharmacy

## **CALIFORNIA PHARMACY JURISPRUDENCE EXAMINATION HANDBOOK**



**Effective March 1, 2004**

© 2004 Expor Assessments, LLC. All Rights Reserved.

No part of this work may be reproduced without the prior written permission of Expor Assessments, LLC,  
unless such reproduction is expressly permitted by federal copyright law.

## CONTENTS

<b>General Guidelines and Information .....</b>	<b>1</b>	Examination Accommodations.....	5
Introduction and Purpose of Handbook.....	1	Requesting Examination Accommodations.....	5
Objectives of the California State		<b>Administration of the CPJE .....</b>	<b>5</b>
Board of Pharmacy .....	1	Composition and Test-Taking Strategies .....	5
<b>The Examination Process .....</b>	<b>1</b>	Candidate Notice of Exam Completion .....	5
Apply to the California Board of Pharmacy .....	1	Test Results .....	5
Exterior Assessments — Test Provider of the CPJE..	2	Failing the Examination Four Times.....	6
Examination Registration .....	2	<b>California Pharmacist Jurisprudence</b>	
Registration and Payment by Internet .....	2	<b>Examination (CPJE) .....</b>	<b>6</b>
Registration and Payment by Telephone .....	2	Occupational Analysis .....	6
Registration and Payment by Mail.....	2	Development of the CPJE .....	7
Scheduling the CPJE.....	2	Role of Competency Committee.....	7
Appointments .....	2	Criterion-Referenced Cut Score for Passing .....	7
Rescheduling Your Appointment.....	3	<b>Content Outline.....</b>	<b>8</b>
Canceling Your Appointment .....	3	Overview .....	8
Expiration of Examination Eligibility .....	3	Content Outline .....	8
Emergency Closure of Testing Centers.....	3	<b>Sample CPJE Questions.....</b>	<b>10</b>
Taking the Examination.....	3	Overview .....	10
What to Bring to the Testing Center.....	3	Questions .....	10
What NOT to Bring to the Testing Center.....	4	Answers .....	11
Complaints Regarding Test Administration .....	4	<b>California Testing Centers.....</b>	<b>12</b>
Examination Security.....	4	<b>Examination Registration Form.....</b>	<b>15</b>
Special Test Considerations .....	5		
Accessibility of Testing Centers .....	5		

## FOR MORE INFORMATION

All questions and comments about the testing process  
should be directed to:

**Exterior**  
**1260 Energy Lane**  
**St. Paul, MN 55108**  
**Voice: 800.894.9962**  
**TDD User: 800.790.3926**  
**Web site: [www.exterioronline.com](http://www.exterioronline.com)**

Questions about examination content  
should be directed to:

**California State Board of Pharmacy**  
**400 R Street, Suite 4070**  
**Sacramento, CA 95814**  
**916.445.5014**  
**Web site: [www.pharmacy.ca.gov](http://www.pharmacy.ca.gov)**

## GENERAL GUIDELINES AND INFORMATION

### Introduction and Purpose of Handbook

This handbook provides candidates with important information regarding the California Pharmacist Jurisprudence Examination (CPJE), one of two examinations required for licensure as a pharmacist in California [the other is the North American Pharmacist Licensure Examination (or NAPLEX), which is administered by the National Association of Boards of Pharmacy]. For information on the NAPLEX, go to [www.nabp.net](http://www.nabp.net).

The board strongly recommends that candidates thoroughly read and study from this handbook to prepare for the examination. This handbook describes in detail what to expect upon arrival at the examination site. It also provides recommendations for study, information on the format of the examination and examples of test questions candidates will encounter on the examination. It provides information about how and when exam scores are released, and what to do after the results are received.

### Objectives of the California State Board of Pharmacy

The California State Board of Pharmacy is a consumer protection agency. One way the board fulfills its consumer protection mandate is to assure that those licensed to practice pharmacy possess minimum competency. To this end, California law requires candidates to take the NAPLEX and a California-specific examination (California Business and Professions Code section 4200). You can obtain a copy of this code and other California pharmacy laws from the board's Web site. These examinations require candidates to demonstrate that they possess the minimum knowledge and abilities necessary to perform safely and effectively in independent pharmacy practice in the U.S. as well as in California.

Information about the NAPLEX must be obtained from the National Association of Boards of Pharmacy (contact [www.nabp.net](http://www.nabp.net)), which prepares its own Registration Bulletin about the examination. The remainder of this handbook will focus on the California-specific examination, the CPJE.

## THE EXAMINATION PROCESS

### Apply to the Board of Pharmacy

Before you can take the CPJE, the California State Board of Pharmacy must determine you are qualified to take the pharmacist licensure examination. There is an application and fee of \$155 that you must submit to the board to initiate the process.

The major qualifications are that you must:

- have obtained a B.S. in Pharmacy or a Pharm.D. degree from an ACPE-accredited college of pharmacy program, or have graduated from a college of pharmacy program outside the U.S. **and** have passed the Foreign Pharmacy Graduate Equivalency Examination (FPGEE) and earned a score of at least 50 on the Test of Spoken English (TSE); and
- have completed 1,000 intern experience hours or verified licensure as a pharmacist in another state for at least one year.

For complete requirements or an application and instructions to become eligible to take the pharmacist licensure examinations in California, see the board's Web site ([www.pharmacy.ca.gov](http://www.pharmacy.ca.gov)).

[Note: if you are applying to take the NAPLEX with California as your primary state, the board's determination that you qualify to take the pharmacist licensure examination in California is also accepted by the NABP to be admitted to the NAPLEX. Alternatively, you may take the NAPLEX before applying to California if you use another state as your qualifying state. However, you will not be able to take the CPJE until you submit a pharmacist license and examination application to the California State Board of Pharmacy. Complete instructions on this process are available on the board's Web site in the application material for a pharmacist license.]

California will evaluate your application and all supporting documents to determine your eligibility to take the examination. You will be notified in writing of any deficiencies in the application.

If the board determines you are qualified, you will receive a written notification from the board. The board will simultaneously notify Experior Assessments and NABP that you have been determined eligible. Then wait one week for Experior to mail you a handbook – do not contact them before you receive the handbook, unless it has been three weeks since you received your eligibility determination letter from the board. Experior will mail you a handbook (this handbook), the back cover of which will provide you with your Notice of Eligibility for the CPJE.

## Experior Assessments — Test Provider of the CPJE

The California State Board of Pharmacy has contracted with Experior Assessments, LLC (Experior) of St. Paul, Minn., to administer the CPJE. The CPJE is administered at a computer, according to a pre-scheduled appointment.

Pharmacist candidates who have been designated by the board as “eligible” to take the CPJE, may take the examination at any of Experior’s 125 administration facilities across the United States. To identify the locations of these test sites, call Experior at 800.894.9962 or go to their Web site ([www.experioronline.com](http://www.experioronline.com)). Maps and directions to the California testing centers begin on Page 12 of this handbook. The process for scheduling an examination is described below.

Questions about testing centers or scheduling an appointment to take the CPJE should be directed to:

Experior  
1260 Energy Lane  
St. Paul, MN 55108  
Voice: 800.894.9962  
TDD User: 800.790.3926

## Examination Registration

When you are mailed this handbook, you have been determined as eligible to take the examination. You must register for the examination and pay the \$40 test administration fee to Experior, then schedule an appointment to take your examination. You may choose to use the Internet, phone or mail; each method is described in the following sections.

### REGISTRATION AND PAYMENT BY INTERNET

You may register, pay your administration fee and schedule your examination online anytime after you have received your notice of eligibility using our Internet Registration and Scheduling Service at [www.experioronline.com](http://www.experioronline.com). To use this service on the Experior Web site, follow these easy steps:

- Go to [www.experioronline.com](http://www.experioronline.com) and select *Other*.
- Choose *California* from the list of states provided.
- Select *Board of Pharmacy*.
- Click on *Online Registration and Scheduling Services* to create your own user ID and password.
- Follow the simple, step-by-step instructions to complete the registration process.
- Complete the process by scheduling your examination appointment online.

If you require testing accommodations, please see *Special Test Considerations* on Page 4.

### REGISTRATION AND PAYMENT BY TELEPHONE

You may also choose to register, pay your administration fee and schedule an exam appointment in one phone call to 800.894.9962. Please have your credit card information ready when you call.

### REGISTRATION AND PAYMENT BY MAIL

You may mail your registration form, found on Page 15 of this handbook and \$40 payment to Experior and it will be processed within 48 hours from the time it is received. (Please allow four to eight days for mail delivery.) You may pay by including a MasterCard or Visa number, money order, business check or cashier’s check. PERSONAL CHECKS AND/OR CASH ARE NOT ACCEPTED, AND REGISTRATIONS RECEIVED VIA EXPRESS DELIVERY ARE NOT PROCESSED MORE QUICKLY THAN THOSE RECEIVED BY REGULAR DELIVERY METHODS.

If you register for your examination by mail, you must then call to schedule your examination appointment (see *Appointments and Cancellations* below for details).

## Scheduling the CPJE

### APPOINTMENTS

If you choose not to register and schedule in one easy step using the Internet or telephone, you will need to schedule your appointment. After you have mailed your payment to Experior, you must arrange the time and place for taking your examination by calling Experior at 800.894.9962 between 5 a.m. and 6 p.m. Pacific Standard Time, Monday through Friday.

You may take the CPJE at any Experior testing center in the United States. There are approximately 125 of these testing centers nationally. The eight locations in California are printed at the back of this handbook. The other national test centers can be obtained from Experior’s Web site or by contacting Experior.

Appointments are available six days per week at most centers. Schedule your test early to get your preferred site and time, preferably within 90 days from the date of your notice of eligibility.

For time-planning purposes, you will have two hours maximum to take the examination. In addition, there is an orientation session immediately before you start the CPJE to familiarize you with the computer’s use. This orientation time will not count as part of the two-hour period allocated for the CPJE.

Consider confirming your scheduled test by calling Experior several days before your examination.

There is no testing on the following holidays or weekends on which the holiday falls:

- New Year's Day
- Independence Day
- Martin Luther King Jr. Day
- Labor Day
- President's Day
- Thanksgiving & Friday After
- Memorial Day
- Christmas Eve, Day & Monday After

### RESCHEDULING YOUR APPOINTMENT

To change your appointment time, you must call Experior. There must be at least **three full working days** between the day of your call and the day of your appointment. **Before you call to reschedule, please refer to the chart below. If you reschedule without giving three full business days notice, you WILL forfeit your \$40 administration fee.**

Please note: the schedule below does not include holidays.

If your exam is on:	Call by 6 p.m. Pacific time the previous:
Monday	Tuesday
Tuesday	Wednesday
Wednesday	Thursday
Thursday	Friday
Friday	Monday

### CANCELING YOUR APPOINTMENT

If you cancel your appointment less than three working days before the date of your scheduled examination, you will forfeit your \$40 fee. To reschedule another examination date, you will need to pay another \$40 administration fee directly to Experior.

### EXPIRATION OF EXAMINATION ELIGIBILITY

Your examination eligibility expires and your application is deemed abandoned if you fail to take the CPJE within one year after being notified of your eligibility by the board.

When your eligibility expires, you will need to reapply to the board to be considered eligible to take the examination. To reapply, use the application for Pharmacist Licensure and Examination, which can be downloaded from the board's Web site.

When your eligibility expires, you will need to reapply to the board to be considered eligible to take the examination using the application for pharmacist licensure and examination.

### EMERGENCY CLOSURE OF TESTING CENTERS

In the event of an emergency, Experior may need to cancel scheduled examinations. In this situation, Experior personnel will attempt to contact you via telephone; however, you may confirm your scheduled test by calling Experior at

800.894.9962. If a site is closed, exams will be rescheduled at your earliest convenience, at no cost to you. To reschedule your examination, call the toll-free number.

## Taking the Examination

Your examination will be given at a computer station at an Experior testing center.

You should arrive at least 15 minutes before your scheduled appointment to allow time for you to sign in, verify your identification and have Experior take your photograph.

You will have a maximum of two hours to take the examination.

You do not need any computer experience or typing skills. You will have a personalized introduction to the testing system and an introductory lesson (tutorial) on the computer before you start your test. The time you spend in the tutorial does not count toward your examination time.

**Experior's Web site provides a demonstration of Experior's computer-based testing system. The demonstration is intended to give candidates an idea of the look and feel of the examination screens. It is not intended to be a study tool. To view the demonstration, go to [www.experioronline.com](http://www.experioronline.com) and click on "other," then choose "California." Click "CBT Demo" on the right-hand side of the screen.**

During the examination, should you experience any disruption or difficulty, it is your responsibility to notify a proctor immediately so that the situation may be resolved whenever possible.

## What to Bring to the Testing Center

You must bring specific forms of identification with you to be admitted into the test site. Your identification must include both of the following:

- a government-issued identification (driver's license, state-issued identification card, military identification) containing a recent photograph of you; AND
- your federal Social Security card.

**The name appearing on both of these identification cards must match exactly the name used to register you for the CPJE (the name on the back of this handbook), including designations such as "Jr." or "III," etc.).**

If you do not have appropriate identification with you when you arrive at the test center, you will not be admitted to take the examination, and Experior will consider this a missed appointment. If this occurs, you will need to pay another \$40 to reschedule another examination.

If you cannot provide the identification listed above, contact Experior before scheduling your appointment to arrange for an alternative form of meeting this requirement.

If you have reported a name change to the board, after your eligibility was transmitted to Experior, ensure the name on your identification matches Experior's record (as it appears on this handbook) before your examination.

### **What NOT to Bring to the Testing Center**

At the test facility, you may not bring the following items inside the testing room:

- Personal belongings, including: purses, wallets, watches, stopwatches, clocks, backpacks, books, study notes, writing tools, cameras, tape recorders, pagers, palm pilots, calculators, cellular phones.
- Medications.
- Food, candy or drinks.

If you do bring such items with you to the test site, Experior will provide accordion folders for storage of your belongings in the reception area. If you need to take a break during the exam, you may access some types of secured belongings under the supervision of a test administrator. Only those items that are deemed appropriate for the purpose of the break may be removed from the accordion folder. Access to such items as wallets, backpacks, books, study notes, writing tools, cameras, tape recorders, pagers, palm pilots, cellular phones, watches, stopwatches, and clocks during breaks will be strictly prohibited. Experior will not be responsible for items left in the reception area.

No guests, visitors or family members are allowed in the testing or reception areas.

Failure to follow these procedures may result in the disqualification of your examination

*Note: You will be provided with notepaper and a pencil at the test site so that you can take notes or make calculations needed for the examination. This paper will be picked up from you after the examination.*

*There are timing mechanisms available at the test site to help you keep track of your time during the two hours of test administration.*

### **Complaints Regarding Test Administration**

Experior's goal is to provide a comfortable and professional testing experience for every examinee. If a disruption or problem occurs that you believe will substantially impact the outcome of your examination, you must document your concerns on the exit survey at the end of your examination.

The exit survey is also a means for you to provide constructive feedback regarding your examination experience and/or comments on examination content. These comments are shared with the board's Competency Committee.

## **Examination Security**

The board, Department of Consumer Affairs and Experior Assessments are committed to maintaining the security and the confidentiality of all examination materials during every phase of development, implementation and storage. If you violate any security procedure, the board may, among other options: delay your results; void your examination score; cancel your intern pharmacist permit; deny your application as a pharmacist; deny you admission to future examinations.

Experior reserves the right to videotape any examination session.

As part of the board's application for the pharmacist licensure examination, you are required to sign a security agreement. When you sign this agreement, you are affirming that you fully understand that you are responsible for upholding examination security in accordance with California Business and Professions Code section 496. In accordance with the law, a violation of any of the rules listed below will result in your disqualification as a candidate and could result in an administrative action and/or denial of a pharmacist or intern pharmacist license by the board.

Candidates are neither permitted to discuss the content of the examination nor remove any examination materials from the testing sites at any time. All examination materials are confidential.

As a candidate taking the CPJE, you are required to follow the provisions of Business and Professions Code sections 123 and 584. You are not allowed to:

- have an impersonator take the examination on your behalf;
- impersonate another person to take the examination on that person's behalf;
- communicate examination content with another examinee or with any person other than the staff of the California State Board of Pharmacy
- reproduce or make notes of examination materials and/or content and reveal them others who are preparing to take the examination or to those who are preparing other candidates to take the examination; and
- obstruct the administration of the examination in any way.

## **Special Test Considerations**

### **ACCESSIBILITY OF TESTING CENTERS**

All examination sites are physically accessible to individuals with disabilities. Scheduling services are also available via Experior's Telecommunications Device for the Deaf (TDD) by calling 800.790.3926.

## EXAMINATION ACCOMMODATIONS

The board and ExperiCor recognize their responsibilities under the federal Americans with Disabilities Act and the California Fair Employment and Housing Act by providing testing accommodations or auxiliary aids or services for candidates who substantiate the need due to a physical or mental disability or qualified medical condition. Requests for testing accommodation must be received by the board a minimum of 90 days before the test date to allow for processing. Accommodations that fundamentally alter the measurement of the skills or knowledge the examination is intended to test will not be provided.

## REQUESTING EXAMINATION ACCOMMODATIONS

Accommodations will not be provided at the examination site unless prior approval by the board has been granted.

Reasonable, appropriate, and effective accommodations may be requested from the board by submitting the "Request for Accommodation of Disabilities" package, which can be obtained from the board's Web site ([www.pharmacy.ca.gov](http://www.pharmacy.ca.gov)).

Do not call ExperiCor to schedule your examination until you have received written notification from the board regarding your request for accommodations.

## ADMINISTRATION OF THE CPJE

### Composition and Test-Taking Strategies

The board's CPJE is comprised of 90 multiple-choice questions, administered on a computer at designated test locations throughout the country. Once the board has determined that you are eligible to take the examination, you will select the location and day and time of your examination.

You will have two hours to complete the examination. If you need to take a restroom break during the examination, you will not receive additional time to complete the test.

Of the 90 multiple-choice questions on the examination, 75 questions are test questions that will be scored and 15 questions are pretest items. The 15 pretest questions will not be counted for or against you in your score. Pretesting questions allows the board to gather performance data and evaluate the questions before they become scoreable in a future examination. These pretest questions will be distributed throughout the examination, and will NOT be identified as pretest items.

All of the questions on the examination have been written and reviewed by the board's Competency Committee. Each question is based on a job-related task and knowledge statement contained in the examination's Content Outline.

When taking the examination, you should remember the following two points:

- There is only one answer for each question.

- Since scores on the examination are based on the number of correct answers, there is no penalty for guessing. It is to your advantage to answer every question.

Occasionally, candidates may encounter questions that they believe are ambiguous. When this occurs, record your comments on the comment form that you will be given at the test site. This information will be provided to the Competency Committee for review of the performance of the examination. The committee takes these comments seriously.

### Candidate Notice of Exam Completion

After completing the examination, you will be provided with a Candidate Notice of Exam Completion examinee report letter, which serves as your receipt that you have completed the examination. The examinee report letter will contain your name, address, the date and location you took the examination and your picture. The board will be provided with a copy of this document.

### Test Results

About 30 days after you take the CPJE examination, the board will mail your score to you at the address on your Candidate Notice of Exam Completion. Please do not call the board's office as results will not be given over the telephone. Moreover, each call delays the processing of the examination and the mailing of results.

If you pass the examination, the letter will advise you what additional items you need to become licensed as a pharmacist in California.

If you fail the CPJE, the board will give you instructions for retaking this examination. You will be required to submit a retake application to the board as part of this process.

Also, if you fail the examination, you will be provided with a score report that will provide information about your performance on the three portions of the examination (Provide Medication to Patients in Compliance with California Law,



Monitor, Communicate and Manage Patient Outcomes, Manage Operations in Accordance with California Law – see the content outline for the examination on Pages 8 and 9). This report can help you study for future examinations.

### **Failing the Examination Four Times**

If you fail the board's licensure examination four times, you are required to take 16 semester units of education in pharmacy before you will be eligible to retake the California-required examinations. This coursework must be taken in a school of pharmacy approved by the Accreditation Council for Pharmacy Education (which until mid-2003 was known as the American Council on Pharmaceutical Education) or approved by the board.

Prior to January 1, 2004, applicants for licensure as a pharmacist took a two-part multiple choice and short-answer essay examination developed by the California board (pre-2004 version). After January 1, 2004, the board requires passage of both the CPJE and the NAPLEX to become licensed as a pharmacist (current exam structure).

When counting four failed attempts at the examination (California Business and Professions Code section 4200.1), the board uses the following criteria:

- Applicants who failed the prior examination (pre-2004 version) will have these failed attempts continue to count as failed examinations; the 2004 changes will not restart applicants to zero attempts at the pharmacist licensure examination.

- Applicants who fail the pharmacist exam after January 1, 2004, will have each attempt at the NAPLEX and the CPJE count separately as an attempt. For an applicant who has not taken the California examination before, he or she will have four attempts to pass the CPJE and four attempts to pass the NAPLEX after January 1, 2004.

Examples: Jeff took the California examination in January 2003 and June 2003, and failed both exams. Jeff will have two chances to pass the NAPLEX and two chances to pass the CPJE before he will reach four failed attempts to pass the California exam.

Lisa took the California examination in June 1998 and failed it. Lisa will have three chances to pass the CPJE and three chances to pass the NAPLEX after January 1, 2004, before she will reach the four failed attempts.

Mia took the California examination in June 1998 and failed it. Mia took the NAPLEX in February 2004 and failed it. Mia will have three chances to pass the CPJE and two chances to pass the NAPLEX.

Leonard took the California examination in June 1998 and failed it. He took the NAPLEX in November 2002 and failed it. Leonard will have three chances to pass the CPJE and three chances to pass the NAPLEX (because he took the NAPLEX before January 1, 2004, not after this date).

## **CALIFORNIA PHARMACIST JURISPRUDENCE EXAMINATION (CPJE)**

The board's CPJE is comprised of 90 multiple-choice questions, administered by computers at designated test locations throughout the country. Once the board has determined that you are eligible to take the pharmacist licensure examination, you will be able to select the location, day and time of your examination.

California law (California Business and Professions Code section 4200.2) requires that the California-specific exam include items that demonstrate proficiency in patient-communication skills, aspects of pharmacy practice and the application of clinical knowledge that is not measured by NAPLEX and California law.

### **Occupational Analysis**

The development of any examination program involving licensure begins with an occupational analysis, which is a method for identifying the tasks performed in a profession or a job, and the knowledge, skills and abilities required to perform that job. The purpose is to describe the activities of the profession in sufficient detail to provide a basis for the development of a professional, job-related licensing

examination. The Department of Consumer Affairs' Examination Validation Policy requires that an occupational analysis be performed every three to seven years.

The board completed its most recent job analysis of pharmacists in early 2000. To do this, a job analysis advisory committee was appointed by the board to identify the activities and responsibilities of the California pharmacist and to develop the test specifications. All advisory committee members were also members of the board's Competency Committee, who oversee development of the pharmacist examination. The diversity of this advisory group was reflective of the pharmacy profession.

The analysis began with a review of the existing detailed content outline for the pharmacist licensure examination, which had been developed during the last job analysis in 1994. Additions and deletions were made to this list, which was developed into a questionnaire. Next the committee approved the rating scales that were used in the survey. Before distribution of the questionnaire to practitioners, a pilot study of a small group of California practicing pharmacists was conducted. The survey questionnaire was revised and finalized. The final survey questionnaire was

distributed to 2,000 California-residing licensed pharmacists according to a sample plan.

After the survey data was collected and analyzed, the board's Competency Committee reviewed the results. They then developed the content of the new examination plan based on the task statements and knowledge areas determined by the surveyed pharmacists as critical to practice. This selection resulted in a content outline, which was used to develop the California pharmacist licensure examinations from June 2000 through 2003.

In 2003, the Competency Committee, in response to legislation enacted by the California Legislature (SB 361, Figueroa, Chapter 539), reviewed and modified the content outline for the pharmacist licensure examination. The new law, which took effect on January 1, 2004, established two examinations to assess the knowledge of pharmacist applicants – the NAPLEX and the CPJE. The modifications to the content outline were made to assure that the full examination program for California would be job related and not duplicative. Tasks that were included in the NAPLEX content outline were removed from the California Exam's content outline (because they would be tested on the NAPLEX). The remaining tasks were combined with task statements required by the new law for the California Exam that were retained from the prior content outline (specifically to assess candidates' proficiency in patient communication skills and contemporary standards of practice for pharmacists in California). These were blended into a new content outline for the CPJE. A copy of this content outline is provided in this handbook on Pages 8 and 9.

## **Development of the CPJE**

### **ROLE OF THE COMPETENCY COMMITTEE**

The California State Board of Pharmacy, through its Competency Committee, develops the CPJE. The committee is comprised of pharmacists from a cross section of professional practice and each of California's schools of pharmacy. Competency Committee members are appointed by the board's president. The committee is led in examination development by a contracted psychometric consulting firm, which is hired for expertise in test validation and development and whose staff is educated and experienced in developing and analyzing occupational licensing examinations.

### **CRITERION-REFERENCED CUT SCORE FOR PASSING**

To establish pass/fail standards for the California Exam, a criterion-referenced passing score methodology is used. The intent of this methodology is to differentiate between a qualified and unqualified licensure candidate. The passing score is based on a minimum competence criterion that is defined in terms of the actual behaviors that qualified pharmacists would perform if they possessed the knowledge necessary to perform job activities.

During a criterion-referenced passing score procedure, the Competency Committee also considers other factors that would contribute to minimum competence such as prerequisite qualifications (e.g., education, training and experience), the difficulty of the issues addressed in each multiple-choice item, and public health and safety issues. By adopting a criterion-referenced passing score, the board applies the same minimum competence standards to all licensure candidates. Because each version of the examination varies in difficulty, an important advantage of this methodology is that the passing score can be modified to reflect subtle differences in difficulty from one examination to another, providing safeguards to both the candidate and the public.

## CONTENT OUTLINE

### Overview

The CPJE is comprised of multiple-choice questions that:

1. Demonstrate the candidate's proficiency in patient communication skills.
2. Examine aspects of contemporary standards of practice for pharmacists in California, including pharmacist care and the application of clinical knowledge to typical pharmacy practice situations that are not evaluated by the NAPLEX.
3. Evaluate a candidate's knowledge of applicable state laws and regulations.

Applicants should review the content outline carefully to obtain a reasonable expectation of the different topics for which they will be responsible, and to identify areas for which focused review may be helpful.

Specific references you may want to use for study include

California Pharmacy Law, prior issues of the board's newsletter, *The Script*, and board-published monographs on drug therapy, *Health Notes*. You can obtain copies of California Pharmacy Law, *The Script* and *Health Notes* from the board's Web site ([www.pharmacy.ca.gov](http://www.pharmacy.ca.gov)). You can also purchase a Pharmacy Law handbook by using the directions on the Web site.

Questions are practice-based and are often written in a format that presents a situation, and then asks the candidate to make an appropriate decision or determination based on law.

Examination preparation courses are not necessary for success in the examination and are not a substitute for education and experience. The board does not supply examination preparation providers with confidential exam material. Additionally it is a violation of California law for candidates to provide information regarding examination content to anyone, and the board may take disciplinary action against anyone it finds has compromised the examination.



### California State Board of Pharmacy California Pharmacist Jurisprudence Exam Detailed Content Outline

#### 1. Provide Medication to Patients in Compliance with California Law

(29 Percent)

##### **A. *Organize and Evaluate Information as Communicated by the Prescriber, Prescriber's Authorized Agent, or Patient/Patient's Representative***

1. Assess prescription/medication order for completeness, correctness, authenticity, and legality
2. Assess prescription/medication order for reimbursement eligibility
3. Evaluate the pharmaceutical information needs of the patient/patient's representative

##### **B. *Dispense Medications in Compliance with California Law***

1. Enter prescription information into patient profile
2. Document preparation of medication in various dosage forms
3. Prepare label(s) for prescription containers
4. Select auxiliary label(s) for container(s)
5. Prior to dispensing, perform the final check of the medication (e.g., correct drug, dose, route, directions)



California State Board of Pharmacy  
California Pharmacist Jurisprudence Exam  
Detailed Content Outline

**2. Monitor, Communicate and Manage Patient Outcomes**

**(31 Percent)**

**A. *Improve Patient Understanding, and Counsel Patient/Patient's Representative in Compliance with California Law***

1. Assess the patient's knowledge of the disease and treatment
2. Determine the need for a referral
3. Counsel patient/patient's representative regarding prescription medication therapy
4. Counsel patient/patient's representative regarding herbal/alternative therapies
5. Verify the patient's/patient representative's understanding of the information presented

**B. *Monitor, Communicate, and Manage Patient Outcomes***

1. Communicate results of monitoring to patient/patient's representative, prescriber and/or other health care professionals
2. Adjust patient's drug therapy according to written protocols developed with prescriber(s)

**3. Manage Operations in Accordance with California Law**

**(40 Percent)**

**A. *Obtain and Document Pharmaceuticals, Devices and Supplies***

1. Maintain a borrow/loan system in compliance with legal requirements
2. Maintain a record-keeping system of items purchased/received/returned in compliance with legal requirements and professional standards

**B. *Perform Quality Assurance/Improvement to Enhance Patient Safety and Meet Local Requirements***

1. Measure, assess and improve the accuracy of medication dispensing by pharmacy staff
2. Measure, assess and improve patient compliance/adherence with medication regimens
3. Measure, assess and improve the disease-management outcomes of patient populations

**C. *Manage Operations, Human Resources and Information Systems***

1. Monitor the practice site and/or service area for compliance with federal, state and local laws, regulations and professional standards
2. Develop and implement policies and procedures for pharmacy technicians
3. Supervise the work of pharmacists, pharmacy technicians and/or other pharmacy staff
4. Ensure the availability of patient-related information (e.g., patient profiles, medication administration records)

**D. *Establish and Manage Medication Use Systems in Accordance with Patient Safety Guidelines and California Law***

1. Apply therapeutic interchange (e.g., formulary substitution) guidelines
2. Establish and maintain a system by which adverse drug reactions are documented, analyzed, evaluated and reported
3. Establish and maintain a system for medication error reporting including root cause analysis

**TOTAL: 90 QUESTIONS, INCLUDING 15 NONSCORED, PRETEST ITEMS**

## SAMPLE CPJE QUESTIONS

### Overview

Provided below are samples of test questions. Each multiple-choice question on the examination has four possible answers. Only one answer is correct. These examples are provided to familiarize you with the structure of some of the questions.

Each question is worth one point, and there is no penalty for guessing.

The board encourages you to review the Content Outline for the CPJE, which is provided on Pages 8 and 9. The content outline describes the content areas and number of questions that will be used for each examination. You may find it helpful to prepare for the examination by using the content outline.

### Questions:

1. A patient arrives with prescriptions for Soma<sup>®</sup> and Vicodin<sup>®</sup> and presents them to the intern pharmacist. He notices the prescriptions are written by a nurse practitioner with a furnishing number. The pharmacist should
  - A. fill both prescriptions using the nurse practitioner's and supervising physician's names.
  - B. refuse to fill both prescriptions.
  - C. refuse to fill the Vicodin<sup>®</sup>, but fill the Soma<sup>®</sup>.
  - D. fill the prescriptions using the supervising physician's name.
2. A patient has just been counseled on the appropriate use of his new prescription for bumetanide. Which of the following statements would verify that the patient has a good understanding of the possible side effects of the drug?
  - A. "This medication can cause coughing."
  - B. "This medication can cause muscle cramps."
  - C. "I should report headaches to my doctor."
  - D. "I should take this medication with food to avoid nausea."
3. A pharmacist has a protocol with a physician to manage the drug therapy of a 37-year-old patient with schizophrenia. The patient has been treated with clozapine for the past 4 months. The dose is 500 mg daily. The patient has the following past CBC results:

	<u>WBC</u>	<u>Neutrophils</u>
June 30	10.1	7.3
June 22	10.7	7.4
June 16	6.5	3.5
June 9	6.3	3.4
June 2	6.7	3.8

On July 7, the patient's WBC is 7.2 and neutrophils are 4.3. The MOST APPROPRIATE decision regarding the weekly clozapine prescription for 500 mg daily is to

- A. fill as written.
  - B. discontinue therapy.
  - C. hold therapy for 1 week and resume at 400 mg daily.
  - D. repeat CBC and fill if WBC is greater than 8.
4. A pharmacy prepares sterile parenteral products. Concerning good practice, which professional standards must be followed?
    - A. California State Pharmacy Laws and Regulations
    - B. Title 22
    - C. JCAHO guidelines
    - D. ISMP guidelines
  5. A licensed paramedic from a city fire department asks a hospital pharmacy to furnish morphine sulfate pre-filled syringes that can be kept in the paramedic drug supply for use in emergency situations. Which of the following actions should the pharmacist take?
    - A. Request that a physician from the city's health department provide a completed DEA Form 222 to the pharmacy.
    - B. Advise the paramedic that Schedule II medications cannot be furnished without a valid triplicate prescription.
    - C. Provide no more than 3 pre-filled syringes after recording the paramedic's name, license number, and department badge number.
    - D. Inform the paramedic that a written request specifying the name and quantity of the medication must be submitted from the paramedic's fire department.
  6. A physician administers fentanyl to patients during procedures performed in his office clinic. The physician wishes to order fentanyl from a pharmacy. The pharmacist should advise the physician to
    - A. complete a DEA Form 222.
    - B. complete a purchase order.
    - C. write a regular prescription indicating "for office use."
    - D. write a triplicate prescription indicating "for office use."

7. A patient comes into the pharmacy with a prescription for erythromycin. During consultation, the patient mentions that her new job in construction has made her allergies unbearable. The patient asks the pharmacist to call her physician for a new prescription for this condition. The physician asks for the pharmacist's recommendation. Which of the following antihistamines should be suggested for this patient?
- loratadine
  - clemastine
  - cetirizine
  - diphenhydramine
8. A pharmacy clerk is typing a prescription for zolpidem. The pharmacy clerk pulls the medication from the stock and hands it to the pharmacy technician to fill. The technician fills the prescription and hands it to the pharmacist for the final verification. Which of the following actions should the pharmacist take?
- Confirm with the technician that the prescription was filled correctly, then sign the prescription, and dispense the medication.
  - Do not dispense the medication since a pharmacy clerk cannot type new prescriptions.
  - Do not dispense the medication since a pharmacy clerk cannot pull the medication from the stock.
  - Do not dispense the medication since the pharmacy technician cannot fill controlled substances.
- 1 only
  - 2 and 3 only
  - 2 and 4 only
  - 3 and 4 only
9. A pharmacist is checking the accuracy of medications that were to be repackaged into unit dose form by a pharmacy technician. The medication that was to be repackaged is Monopril®. Which of the following medications should have been used?
- quinapril
  - moexipril
  - fosinopril
  - benazepril
10. A technician calls the pharmacist over to the computer to view a serious drug interaction noted by the software. What initial step should be taken in the further processing of the prescription order?
- Call the physician and suggest using a different drug.
  - Override the interaction screen and fill the prescription.
  - Review the profile and verify that the patient is still taking the first drug.
  - Dispense the medication and counsel the patient on signs and symptoms of the drug interaction.
11. A pharmacist is computing the average adverse drug reaction (ADR) occurrence rate per patient days at the hospital for a quarterly report to the Pharmacy and Therapeutics Committee. The data that the pharmacist will use is listed below:

<u>Month</u>	<u>ADRs Reported</u>	<u>Patient Days</u>
January	289	3204
February	341	4023
March	256	2143

Which of the following represents the average ADR occurrence rate for this quarter?

- 8.9%
- 9.5%
- 9.8%
- 10.1%

#### ANSWERS

- |      |       |
|------|-------|
| 1. A | 7. A  |
| 2. B | 8. D  |
| 3. A | 9. C  |
| 4. A | 10. C |
| 5. D | 11. C |
| 6. A |       |

## CALIFORNIA TESTING CENTERS

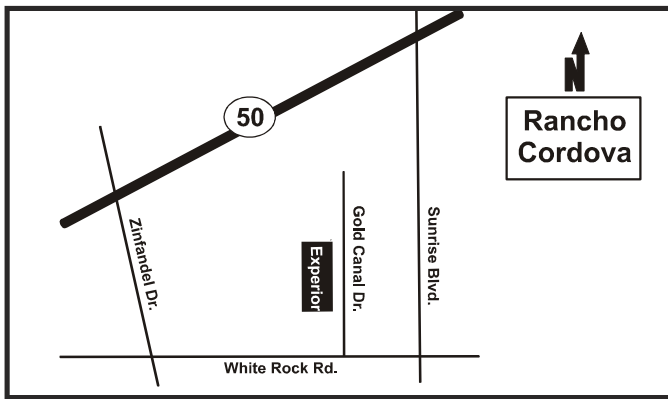
If you are unfamiliar with the area, please contact the testing center during testing hours for directions. Please direct registration, scheduling and any other questions to Experior at 800.894.9962

**MAPS ARE NOT DRAWN TO SCALE.**

### **Rancho Cordova Center**

3110 Gold Canal Drive, Suite E  
Rancho Cordova, CA 95670  
Phone: 916.851.8340

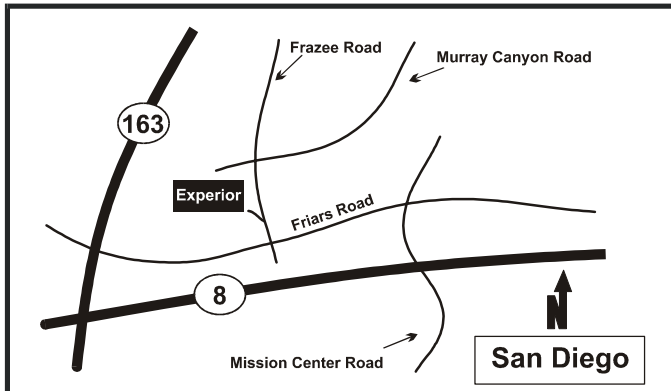
From Hwy 50, take either the Sunrise Blvd. or Zinfandel Dr. exit and head south. Turn on White Rock Rd. and turn again onto Gold Canal Dr. The Experior testing center is on your left. Turn into the first driveway on your left to park in front of the building. Additional parking is available around the building.



### **San Diego Center**

1450 Frazee Road, Suite 410  
San Diego, CA 92108  
Phone: 619.574.1840

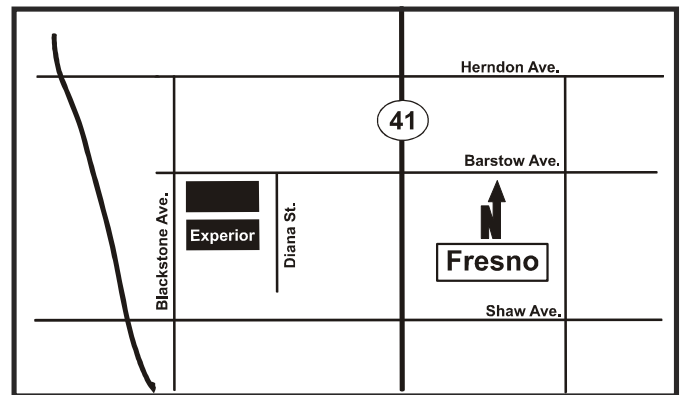
From Highway 163, take the Friars Road exit east to Frazee Road. Turn left (north) on Frazee Road. The Experior testing center is in the building on your left. Parking is available all around the building.



### **Fresno Center**

125 E. Barstow Avenue, Suite 136  
Fresno, CA 93710  
Phone: 559.226.3334

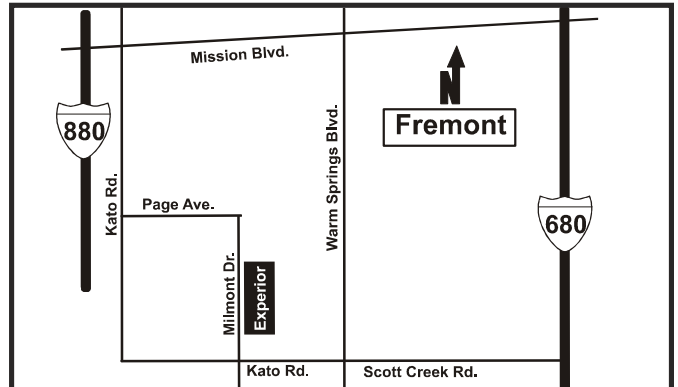
From Hwy 41, exit west on Shaw; turn right (north) on Blackstone. From northbound I-99, exit east on Shaw; turn left (north) on Blackstone. Turn right (east) on Barstow. At 125 E. Barstow, turn right on Diana, and then right into the parking area. The Experior testing center is located in the second building from Barstow. Parking is available around the building.



### **Fremont Center**

48860 Milmont Drive, Suite 103C  
Fremont, CA 94538  
Phone: 510.687.0821

From I-880, take the Mission Blvd exit and head east; turn right (south) on Warm Springs Blvd, right again on Kato Rd and right again on Milmont Dr. From I-680, take the Scott Creek Rd exit and head west; Scott Creek Rd becomes Kato Rd; turn right on Milmont Dr. The Experior testing center is on your right. Parking is available around the building.



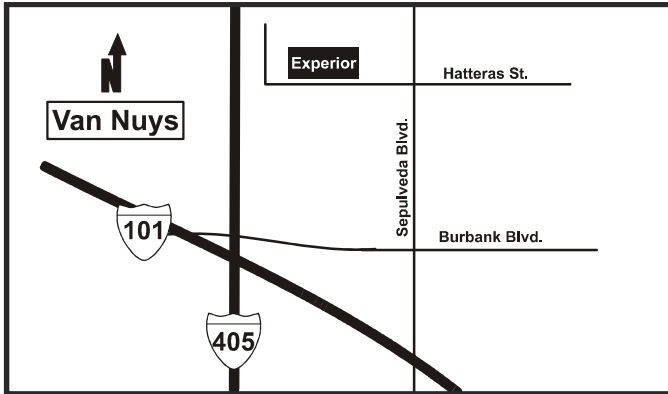
## CALIFORNIA TESTING CENTERS (cont.)

**Note: Maps are not drawn to scale.**

### Van Nuys Center

John Laing Holmes Building  
5805 Sepulveda Blvd., Suite 601  
Van Nuys, CA 91411  
Phone: 818.781.9981

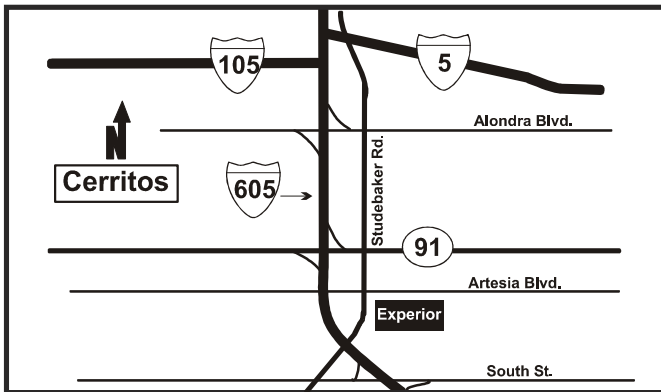
From I-405, take the Burbank Blvd exit and head east; turn left (north) on Sepulveda Blvd. The Experior testing center is located at the intersection of Sepulveda and Hatteras. Paid parking is available in the lot; free parking may be available on the street.



### Cerritos Center

Caremore Building  
18000 Studebaker Road, Suite 680  
Cerritos, CA 90703  
Phone: 562.860.1748

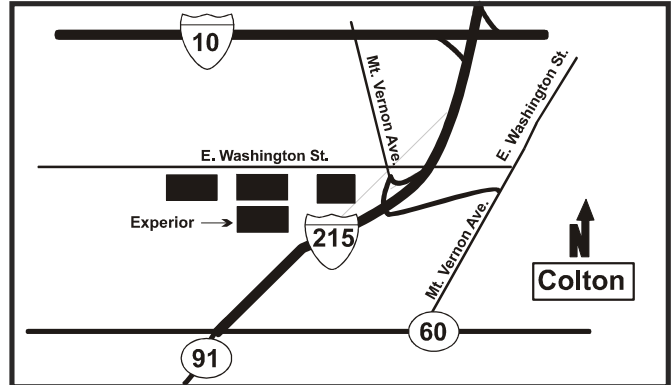
From I-605 south, take the Alondra Blvd exit, turn left (east) on Alondra Blvd and right (south) on Studebaker. From I-605 North, take the South Street exit; turn left (west) on South St. and right on Studebaker. Parking is available around the building.



### Colton Center

Rancho Las Palomas  
1060 E. Washington Street, Suite 110  
Colton, CA 92324  
Phone: 909.783.2255

From I-215, take the Mt. Vernon Ave. exit; head west on E. Washington. The Experior testing center will be on your left, in the 2-story Rancho Las Palomas building behind Del Taco. Parking is available around the building.

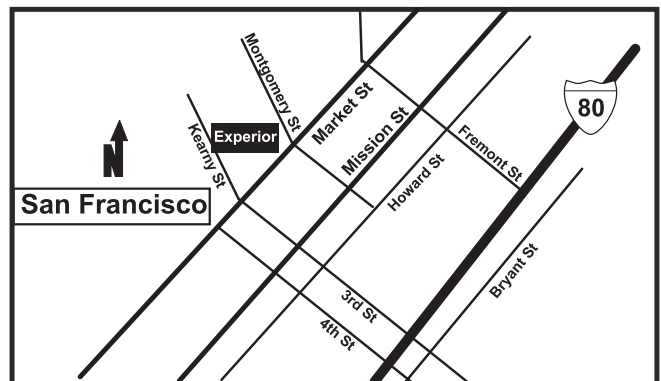


### San Francisco Area Center

222 Kearny Street, Suite 603  
San Francisco, CA 94108  
Phone: 415.834.1357

**From I-80** heading south, take the Fremont Street exit and turn left. At the first intersection, turn left onto Howard Street. Turn right onto 3<sup>rd</sup> Street, which becomes Kearny Street. Experior is on the right-hand side of the road. **From I-80** heading north, take the 4<sup>th</sup> Street exit toward Embarcadero. Turn a slight left onto Bryant Street, then left onto 3<sup>rd</sup> Street. 3<sup>rd</sup> Street becomes Kearny Street. Experior is on the right-hand side of the road. Paid parking is available nearby. Please be prepared to pay for your parking

The nearest BART location is at the intersection of Montgomery Street and Market Street. The building is also accessible by MUNI.







**EXPERIOR  
CALIFORNIA PHARMACY JURISPRUDENCE EXAMINATION  
REGISTRATION**

*for exams on or after March 1, 2004*

Last Name	First Name	Middle Initial	Social Security Number ____-____-____
Residence Address (Street or P.O. Box)			Daytime Phone No. (including area code) (     )
City	State	ZIP Code	
Fax No (including area code) (     )		Evening Phone No (including area code) (     )	

Exam Title	Exam Fee	Total Fee Enclosed
California Pharmacy Jurisprudence Examination (CPJE)	\$40.00	\$

Fee may be paid by cashier's check, business check, money order, MasterCard or Visa. Make checks payable to Experior. Please put your Social Security number on the check. **PERSONAL CHECKS AND/OR CASH ARE NOT ACCEPTED. ADMINISTRATION FEES ARE NOT REFUNDABLE.** Testing fees are determined by the state of California and are subject to contractual change without notice. To pay by credit card, please complete the information below. To express register and schedule, visit our Web site at [www.experioronline.com](http://www.experioronline.com) or call 800.869.6603. To register by mail, send this completed form with the appropriate fee to:

**Experior Assessments  
ATTN: Exam Registration  
1260 Energy Lane  
St. Paul, MN 55108**

Card Type (Circle) MC                  Visa	Card Number	Expiration Date
Name of Cardholder (Print)		Signature of Cardholder





CALIFORNIA STATE BOARD OF PHARMACY  
400 R STREET, SUITE 4070  
SACRAMENTO, CA 95814  
TELEPHONE: 916.445.5014  
www.pharmacy.ca.gov

STATE OF CALIFORNIA

## NOTICE OF ELIGIBILITY

(Rev. 03/04)

---

You are eligible to participate in the California Pharmacy Jurisprudence Examination (CPJE). Your address label below contains important date information. In the upper left corner of the address label (above your name) is the date your application for examination was approved; following that is the date by which you must take your examination. You must take your examination by the date specified on the label, or you will need to reapply (see *Expiration of Examination Eligibility* on Page 3 of this handbook).

This handbook is designed to provide you with information regarding examination procedures and content areas. To schedule your examination, please refer to the instructions in this handbook. **You are responsible for calling the toll-free number listed under the *Scheduling the CPJE* portion of this handbook on Page 2 to schedule your examination date, time and location.** Schedule your examination early to get your preferred test center location and date, preferably within 90 calendar days of your eligibility date.

---

**FIRST  
CLASS  
MAIL**