


Ophthalmology Residency Match Summary Report 2021



Association of University
Professors of Ophthalmology



sfmatch

Residency and Fellowship Matching Services

Positions Overview

	Jan 2012	Jan 2013	Jan 2014	Jan 2015	Jan 2016	Jan 2017	Jan 2018	Jan 2019	Jan 2020	Jan 2021
Offered	461	460	461	465	469	468	475	485	496	499
Filled	458	455	460	464	467	462	475	484	495	498
Left	3	5	1	1	2	6	0	1	1	1

2021 USMLE Data

Matched Mean	245
Matched Median	246
Matched 25th Percentile	238
Matched 75th Percentile	254
Unmatched Mean	238

Participating Applicants by Category

CATEGORY	Total #	% in Match
US Allopathic Seniors	547	81
US Allopathic Graduates	46	7
US Osteopathic Seniors	38	6
US Osteopathic Graduates	6	1
International Graduates	40	6
Total Match Participants	677	101*

* Total is more than 100% due to rounding

Ophthalmology Residency Match

Jan 2021

TOTAL APPLICANTS REGISTERED AND PARTICIPATED PER CATEGORY

	Registered #	Participated	Matched	Matched/ Participated (%)
US Allopathic Seniors	580	547	435	80
US Allopathic Graduates	64	46	29	63
US Osteopathic Seniors	51	38	20	53
US Osteopathic Graduates	13	6	0	0
International Applicants	121	40	14	35
TOTAL	829	677	498	74

Jan 2020

TOTAL APPLICANTS REGISTERED AND PARTICIPATED PER CATEGORY

	Registered #	Participated	Matched	Matched/ Participated (%)
US Allopathic Seniors	519	498	428	86
US Allopathic Graduates	48	35	18	51
US Osteopathic Seniors	37	29	16	55
US Osteopathic Graduates	20	12	4	33
International Applicants	113	61	29	48
TOTAL	737	635	495	78

Jan 2019

TOTAL APPLICANTS REGISTERED AND PARTICIPATED PER CATEGORY

	Registered #	Participated	Matched	Matched/ Participated (%)
US Allopathic Seniors	546	512	433	85
US Allopathic Graduates	51	31	16	52
US Osteopathic Seniors	54	42	16	38
US Osteopathic Graduates	10	3	2	67
International Applicants	129	61	17	28
TOTAL	790	649	484	75

MATCH APPLICANTS IN THE
2021 CYCLE

	Total #	% of Registrants Who Participated
Match Registrations	829	93%
CAS Participants	767	

MATCH APPLICANTS IN THE
2020 CYCLE

	Total #	% of Registrants Who Participated
Match Registrations	737	95%
CAS Participants	703	

MATCH APPLICANTS IN THE
2019 CYCLE

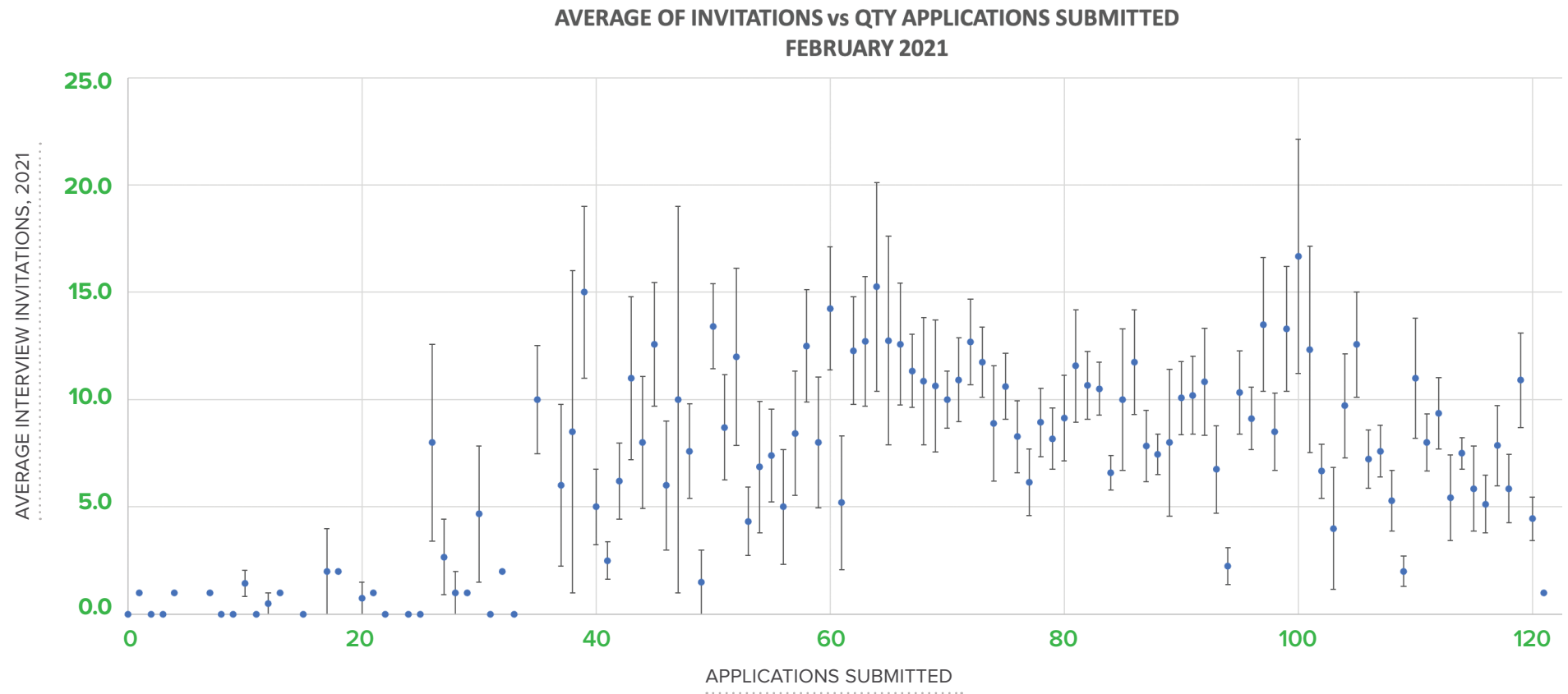
	Total #	% of Registrants Who Participated
Match Registrations	790	94 %
CAS Participants	740	

Application and Position Summary

	2019	2020	2021
AVG # APPLICATIONS PER MATCHED INDIVIDUAL	75	77	80
AVG # APPLICATIONS PER UNMATCHED INDIVIDUAL	71	77	78
AVG # INTERVIEW INVITES PER MATCHED INDIVIDUAL	12	12	12
AVG # INTERVIEW INVITES PER UNMATCHED INDIVIDUAL	4	4	5
TOTAL # POSITIONS OFFERED	485	496	499
TOTAL # POSITIONS FILLED	484	495	498
TOTAL NUMBER OF UNFILLED POSITIONS	1	1	1

Interview Invitations vs Number of Applications Submitted

Average number of interviews offered as a function of the number of applications distributed
(with “standard error” bars calculated).



Overall Statistics

	Jan 2012	Jan 2013	Jan 2014	Jan 2015	Jan 2016	Jan 2017	Jan 2018	Jan 2019	Jan 2020	Jan 2021
Total # of registrations	784	751	757	808	795	702	735	790	737	829
Total # of CAS participants	711	683	700	753	726	660	689	740	703	767
Total # of rank lists	595	583	611	644	634	594	625	649	635	677
Total # of applicants ranked	579	553	597	614	624	578	607	635	617	665

MATCHED APPLICANTS

US Seniors	411	402	419	413	429	423	434	449	444	455
US Grads	26	33	23	34	25	19	24	18	22	29
IMGs	21	20	18	17	13	20	17	17	29	14
Total Matched	458	455	460	464	467	462	475	484	495	498
Unmatched applicants	137	128	151	180	167	132	150	165	140	179

PERCENT MATCHING

Overall	77%	78%	75%	72%	74%	78%	76%	75%	78%	74%
US Seniors	90%	89%	91%	89%	92%	92%	91%	93%	90%	91%
US Grads	6%	7%	5%	7%	5%	4%	5%	4%	4%	6%
IMGs	4%	4%	4%	4%	3%	4%	4%	3%	6%	3%

POSITIONS

Offered	461	460	461	465	469	468	475	485	496	499
Filled	458	455	460	464	467	462	475	484	495	498
Left	3	5	1	1	2	6	0	1	1	1

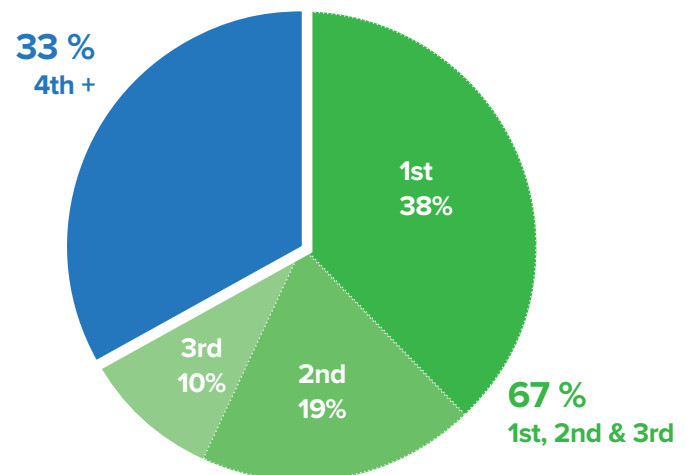
USMLE Step 1 Scores Information

	Jan 2012	Jan 2013	Jan 2014	Jan 2015	Jan 2016	Jan 2017	Jan 2018	Jan 2019	Jan 2020	Jan 2021
Matched	238	239	242	243	244	243	245	244	245	245
Unmatched	220	222	226	228	229	227	228	231	233	238
Avg. applications per applicant	53	58	60	61	68	68	70	75	77	79

Rank Analysis for Applicants

2021 Ranking Results by Matched Applicants

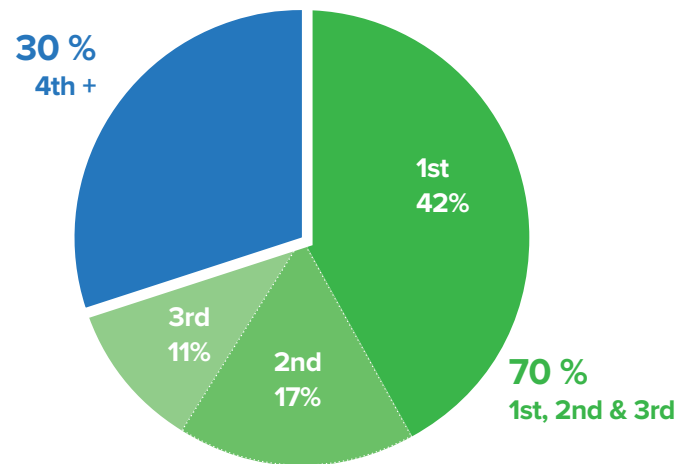
1ST CHOICE	189
2ND CHOICE	92
3RD CHOICE	51
4TH CHOICE	47
5TH CHOICE	39
6TH CHOICE	32
7TH CHOICE	20
8TH CHOICE	5
9TH CHOICE	9
10TH + CHOICE	14
TOTAL	498



Rank Analysis for Applicants (continued)

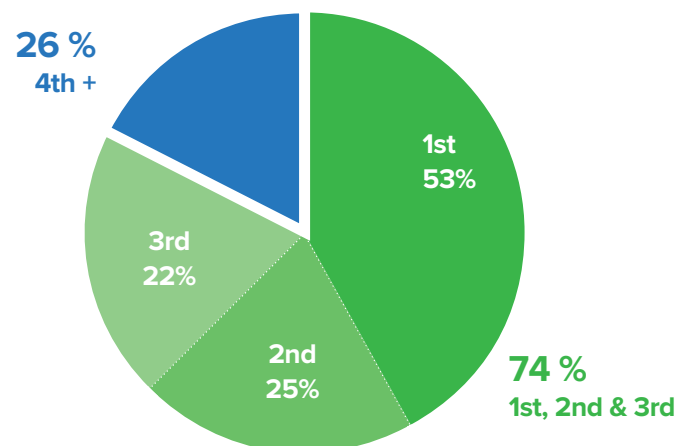
2020 Ranking Results by Matched Applicants

1ST CHOICE	205
2ND CHOICE	85
3RD CHOICE	55
4TH CHOICE	60
5TH CHOICE	26
6TH CHOICE	22
7TH CHOICE	9
8TH CHOICE	9
9TH CHOICE	8
10TH + CHOICE	16
TOTAL	495



2019 Ranking Results by Matched Applicants

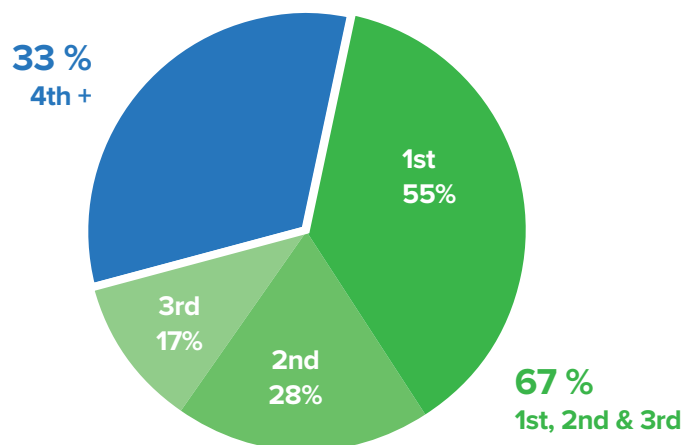
1ST CHOICE	189
2ND CHOICE	90
3RD CHOICE	78
4TH CHOICE	44
5TH CHOICE	32
6TH CHOICE	18
7TH CHOICE	7
8TH CHOICE	10
9TH CHOICE	9
10TH + CHOICE	7
TOTAL	484



Rank Analysis for Applicants (continued)

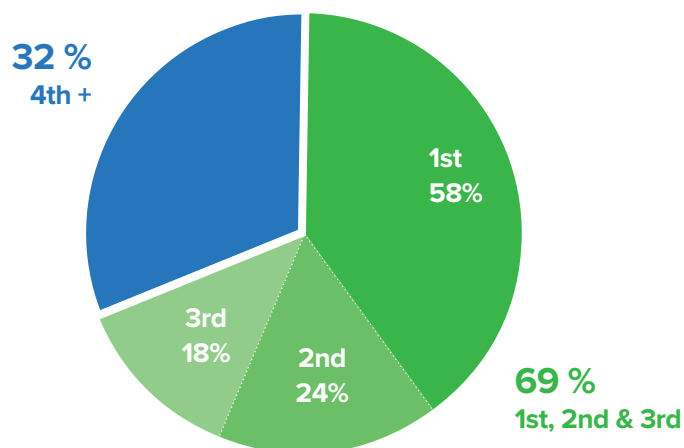
2018 Ranking Results by Matched Applicants

1ST CHOICE	176
2ND CHOICE	90
3RD CHOICE	54
4TH CHOICE	50
5TH CHOICE	33
6TH CHOICE	33
7TH CHOICE	13
8TH CHOICE	12
9TH CHOICE	5
10TH + CHOICE	9
TOTAL	475



2017 Ranking Results by Matched Applicants

1ST CHOICE	186
2ND CHOICE	78
3RD CHOICE	56
4TH CHOICE	44
5TH CHOICE	33
6TH CHOICE	26
7TH CHOICE	17
8TH CHOICE	12
9TH CHOICE	5
10TH + CHOICE	5
TOTAL	462



Association of University
Professors of Ophthalmology



sfmatch

Residency and Fellowship Matching Services

Association of University Professors of Ophthalmology
SFMatch

655 Beach Street, San Francisco CA 94109

www.sfmatch.org

Phone: 415.447.0350

Fax: 415.561.8535

©2021 SF Match. All rights reserved.