

Specialty Competitiveness Guide

May 10, 2022

Complete National Match Data will not be available until summer of 2022 when the NRMP and AAMC release their final reports. National data in this report will be updated when the reports are released.

All MSUCOM information is up to date in this guide.



Michigan State University College of Osteopathic Medicine

Academic and Career Advising

Contents

2022 Competitiveness Data at a Glance.....	3
Applications, Interview, and Ranking at a Glance	4
Anesthesiology	5
Child Neurology	6
Dermatology.....	7
Radiology - Diagnostic	8
Emergency Medicine	9
Family Medicine.....	11
Internal Medicine	13
Internal Medicine-Emergency Medicine	15
Radiology - Interventional	16
Neurological Surgery	17
Neurology	18
Obstetrics & Gynecology	19
Ophthalmology.....	20
Orthopedic Surgery.....	21
Otolaryngology.....	22
Pathology.....	23
Pediatrics.....	24
Physical Medicine & Rehabilitation	25
Psychiatry	26
Surgery – General.....	27
Urology.....	28

We are only able to share information for specialties we've had students match into. If the specialty you are interested in is not on this list, please reach out to com.acadvising@msu.edu.

2022 Competitiveness Data at a Glance

Specialty	Number of MSUCOM Students Matched	MSUCOM COMLEX Level 1 Average	National COMLEX Level 1 Average	MSUCOM COMLEX Level 2CE Average	National COMLEX Level 2CE Average	MSUCOM USMLE Step 1 Average	National USMLE Step 1 Average	MSUCOM USMLE Step 2CK Average	National USMLE Step 2CK Average
Orthopedic Surgery	6	680	656	712	677	253	242	256	250
Otolaryngology	3	736	660	759	697	254	240	260	252
Radiology - Interventional	4	611	688	684	693	236	252	243	250
Neurological Surgery	1	--	568	--	584	--	252	--	231
Dermatology	4	620	651	659	675	247	245	251	253
Surgery – General	11	588	585	621	617	235	231	246	243
Radiology – Diagnostic	7	603	610	634	639	243	240	254	246
Radiology – Oncology	--						243		250
Urology	--	--	605	--	647	--	245	--	248
Anesthesiology	16	582	590	591	625	231	233	246	243
Ophthalmology	--	--	571	--	582	--	--	--	--
Emergency Medicine	46	548	562	593	599	231	228	239	241
Obstetrics & Gynecology	17	574	569	633	608	228	229	246	242
Pathology	1	--	527	--	544	--	220	--	234
Internal Medicine	48	546	539	585	572	229	227	247	240
Internal Medicine – Emergency Medicine	3	655		695		248		259	
Neurology	14	519	544	565	569	219	227	241	238
Internal Medicine/Pediatrics	1	--	561	--	617	--	230	--	241
Pediatrics – Medical Genetics	--	--	--	--	--	--	--	--	--
Child Neurology	--	--	552	--	588	--	231	--	238
Physical Medicine & Rehabilitation	5	557	545	549	569	236	224	--	236
Pediatrics	15	510	523	554	562	220	223	240	237
Psychiatry	12	492	527	525	555	230	225	--	238
Family Medicine	27	522	495	553	526	226	218	241	233

Applications, Interview, and Ranking at a Glance

Specialty	Recommended Number of Applications Above Competitiveness	Recommended Number of Applications In Range of Competitiveness	Recommended Number of Applications Below Competitiveness	Recommended Number of Interviews	Recommended Length of Rank Order List
Orthopedic Surgery*	39	38	65	5-7	5-7
Otolaryngology	28	45	48	7-9	7-9
Radiology - Interventional	--	--	--	2-4	2-4
Neurological Surgery**	--	31	--	8-10	8-10
Dermatology*	37	42	62	7-9	7-9
Surgery – General*	38	39	51	10-12	10-12
Radiology – Diagnostic	40	41	--	11-13	11-13
Radiology – Oncology	23	35	36	14-16	14-16
Urology	21	34	--	--	--
Anesthesiology	32	36	--	11-13	11-13
Ophthalmology***	--	25	--	12	12
Emergency Medicine	36	35	38	10-12	10-12
Obstetrics & Gynecology	32	26	48	10-12	10-12
Pathology*	16	17	22	10-12	10-12
Internal Medicine	29	26	29	10-12	10-12
Neurology*	11	15	18	11-13	11-13
Internal Medicine/Pediatrics*	15	18	--	9-11	9-11
Child Neurology**	--	31	--	8-10	8-10
Physical Medicine & Rehabilitation**	--	41	--	11-13	11-13
Pediatrics	21	16	21	11-13	11-13
Psychiatry	26	23	27	9-11	9-11
Family Medicine	15	24	26	11-13	11-13

Number of applications can be found in the [AAMC's Apply Smart: Data to Consider When Applying to Residency](#)
 Recommended Number of Interviews and Length of Rank Order List comes from the [NRMP Charting the Outcomes in the Match](#)

*These numbers are for US MDs as there were not enough DOs match to share relevant data

**Data pulled from the Average Application Count by Specialty in ERAS

***Data from the [San Francisco Match Ophthalmology Residency Match Summary Report 2019](#)

What factors are considered when determining your competitiveness? The following are all part of your overall competitiveness:

- Marginal or Negative Clerkship Evaluations
- Failed Coursework (1+ Clerkship /2+ Pre-clerkship)
- Failed/Low Board Score: COMLEX ≤450; USMLE ≤220
- Professionalism Issue(s)
- Any Leave from College
- Criminal History

Anesthesiology

Number of Students Successfully Matched				
2020	14 (2 Canadian Matches)	2021	12	2022 (3 International Student Matches)

*Student(s) Matched through the SOAP/Post-Match Process

Quintile Distribution for 2022 Match									
These quintiles reflect the quintile distribution for the class of 2022 where 5 was the highest and 1 was the lowest, in January 2022 the distribution flipped for the class of 2023 on which will be reflected in the next match cycle									
Quintile 1	1	Quintile 2	3	Quintile 3	3	Quintile 4	6	Quintile 5	3

Student's Match Locations		
^l Indicates an International Student Match; ^M Indicates a Military Student Match		
2020	2021	2022
<ul style="list-style-type: none"> ➤ Ascension St. John / Wayne State University SOM (1) ➤ Beaumont Health – Royal Oak (2) ➤ Detroit Medical Center/WSU (2) ➤ Loyola University Medical Center (1) ➤ McLaren Health Care Corp - Greater Lansing (1) ➤ Rush University Medical Center (1) ➤ SUNY HSC (1) ➤ University of Michigan Hospitals (5) 	<ul style="list-style-type: none"> ➤ Beaumont Health - Royal Oak (3) ➤ Case Western/University Hospital Cleveland Medical Center (2) ➤ Cleveland Clinic Foundation (1) ➤ Henry Ford Hospital – Main (1) ➤ McLaren Health Care Corp - Greater Lansing (1) ➤ McLaren Health Care Corp – Oakland (1) ➤ Riverside Community Health (1) ➤ St. Louis University SOM (1) ➤ University of Michigan Hospitals (1) 	<ul style="list-style-type: none"> ➤ Beaumont Health- Royal Oak (1) ➤ Detroit Med Ctr/WSU-MI (3) ➤ HCA Healthcare East FL Division GME (1) ➤ Henry Ford Hospital – Detroit (2)^l ➤ McLaren Greater Lansing (2)^l ➤ McLaren Oakland (2) ➤ U Iowa Hospitals and Clinics (1)^l ➤ U Michigan Hospitals-Ann Arbor (2) ➤ UPMC Medical Education-PA (1) ➤ Virginia Commonwealth U Hlth Sys (1)

Board Competitiveness for the 2022 Match				
	COMLEX L1 MSUCOM Average	COMLEX L1 National Average	COMLEX L2CE MSUCOM Average	COMLEX L2CE National Average
	582	590	591	625
	USMLE S1 MSUCOM Average	USMLE S1 National Average	USMLE S2CK MSUCOM Average	USMLE S2CK National Average
	231	233	246	243
	Number of students who took Step 1	14	Number of students who took Step 2CK	14

Board Score Distribution for the 2022 Match									
COMLEX Level 1									
≤400	401-450	451-500	501-550	551-600	601-650	651-700	701-750	751-800	≥801
--	1	--	7	2	4	1	--	--	1
USMLE Step 1									
≤194	195-200	201-210	211-215	216-220	221-225	226-230	231-235	236-240	≥241
--	--	--	2	1	2	2	1	3	2

Application and Interview Recommendations			
Average number of applications based on competitiveness		MSUCOM Student Average Number of Applications	
Above	In Range		
32	36	--	54
Recommended Number of Interviews		Recommended Length of Rank Order List	
11-13		11-13	
<p>The graph to the right shows that 10 students reported 68 interviews for anesthesiology. The blue line to the left of the graph indicates when the student was contacted to schedule their interview and the red line to the right of the graph shows when the interview occurred.</p>			
<p>Please note, submission of interview data by students is voluntary and some applicants may have chosen to not participate.</p>			

Anesthesiology

Date	When Interview was Offered	When Interview Happened
9/29/2021	4	1
10/6/2021	12	1
10/13/2021	6	2
10/20/2021	4	2
10/27/2021	3	2
11/3/2021	2	2
11/10/2021	1	1
11/17/2021	2	1
11/24/2021	2	5
12/1/2021	1	1
12/8/2021	1	1
12/15/2021	1	5
12/22/2021	1	3
12/29/2021	1	4

Child Neurology

Number of Students Successfully Matched											
2020	3			2021	2			2022	--		
*Student(s) Matched through the SOAP/Post-Match Process											
Quintile Distribution for 2022 Match											
These quintiles reflect the quintile distribution for the class of 2022 where 5 was the highest and 1 was the lowest, in January 2022 the distribution flipped for the class of 2023 on which will be reflected in the next match cycle											
Quintile 1	--		Quintile 2	--		Quintile 3	--		Quintile 4	--	
Student's Match Locations											
¹ Indicates an International Student Match; ^M Indicates a Military Student Match											
2020			2021				2022				
<ul style="list-style-type: none"> ➤ Children's Mercy Hospital (1) ➤ Cleveland Clinic Foundation (1) ➤ Children's Hospital of Michigan/ Detroit Medical Center/WSU (1) 			<ul style="list-style-type: none"> ➤ Mayo Clinic School GME – FL (1) University of Utah Health (1) 								
Information to Consider											
Board Competitiveness for the 2022 Match											
COMLEX L1 MSUCOM Average		COMLEX L1 National Average		COMLEX L2CE MSUCOM Average		COMLEX L2CE National Average					
--		552		--		588					
USMLE S1 MSUCOM Average		USMLE S1 National Average		USMLE S2CK MSUCOM Average		USMLE S2CK National Average					
--		231		--		238					
Number of students who took Step 1		--		Number of students who took Step 2CK		--					
Board Score Distribution for the 2022 Match											
COMLEX Level 1											
≤400	401-450	451-500	501-550	551-600	601-650	651-700	701-750	751-800	≥801		
--	--	--	--	--	--	--	--	--	--		
USMLE Step 1											
≤194	195-200	201-210	211-215	216-220	221-225	226-230	231-235	236-240	≥241		
--	--	--	--	--	--	--	--	--	--		
Application and Interview Recommendations											
Average number of applications based on competitiveness			MSUCOM Student Average Number of Applications								
Above	In Range	Below									
--	31	--	--								
Recommended Number of Interviews			Recommended Length of Rank Order List								
8-10			8-10								
We did not have any students pursue child neurology in 2022.											

Radiology - Diagnostic

Number of Students Successfully Matched

2020	5	2021	11 <small>(2 Military)</small>	2022	7
-------------	---	-------------	-----------------------------------	-------------	---

*Student(s) Matched through the SOAP/Post-Match Process

Quintile Distribution for 2022 Match

These quintiles reflect the quintile distribution for the class of 2022 where 5 was the highest and 1 was the lowest, in January 2022 the distribution flipped for the class of 2023 on which will be reflected in the next match cycle

Quintile 1	1	Quintile 2	1	Quintile 3	2	Quintile 4	1	Quintile 5	2
------------	---	------------	---	------------	---	------------	---	------------	---

Student's Match Locations

^I Indicates an International Student Match; ^M Indicates a Military Student Match

2020	2021	2022
<ul style="list-style-type: none"> ➤ Beaumont Health – Dearborn (3) ➤ Beaumont Health – Farmington Hills (1) ➤ Hurley Medical Center/University of Toledo (1) 	<ul style="list-style-type: none"> ➤ Beaumont Health – Dearborn (4) ➤ Beaumont Health - Farmington Hills (1) ➤ Cleveland Clinic (1) ➤ Loyola University Med Ctr-IL (1) ➤ Madigan Army Medical Center (1) ➤ McLaren Health Care Corp – Oakland (1) ➤ University of Arizona COM (1) ➤ Walter Reed National Military Medical Center (1) 	<ul style="list-style-type: none"> ➤ Ascension Providence/MSUCHM (1) ➤ Beaumont Health Dearborn (3) ➤ Henry Ford Hospital-MI ➤ McLaren Health Care Corp-MI ➤ St Joseph Mercy-Ann Arbor-MI/Tufts Medical Center-MA

Board Competitiveness for the 2022 Match

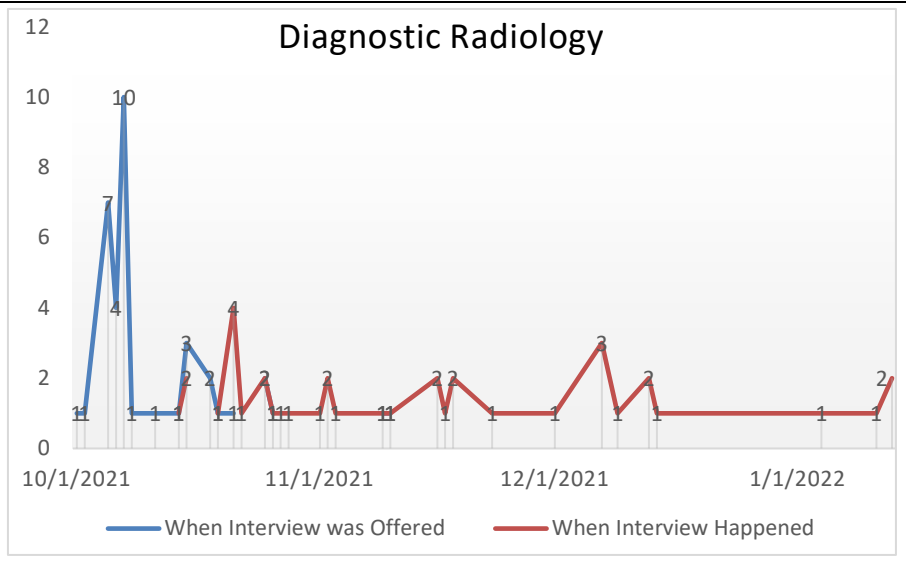
	COMLEX L1 MSUCOM Average	COMLEX L1 National Average	COMLEX L2CE MSUCOM Average	COMLEX L2CE National Average
	603	610	634	639
	USMLE S1 MSUCOM Average	USMLE S1 National Average	USMLE S2CK MSUCOM Average	USMLE S2CK National Average
	243	240	254	246
Number of students who took Step 1	7	Number of students who took Step 2CK	7	

Board Score Distribution for the 2022 Match

COMLEX Level 1									
≤400	401-450	451-500	501-550	551-600	601-650	651-700	701-750	751-800	≥801
--	--	--	--	3	3	1	--	--	--
USMLE Step 1									
≤194	195-200	201-210	211-215	216-220	221-225	226-230	231-235	236-240	≥241
--	--	--	--	--	--	--	--	4	3

Application and Interview Recommendations

Average number of applications based on competitiveness			MSUCOM Student Average Number of Applications
Above	In Range	Below	
45	37	18	71
Recommended Number of Interviews			Recommended Length of Rank Order List
11-13			11-13
<p>The graph to the right shows that 7 students reported 38 interviews for Diagnostic Radiology. The blue line to the left of the graph indicates when the student was contacted to schedule their interview and the red line to the right of the graph shows when the interview occurred.</p> <p>Please note, submission of interview data by students is voluntary and some applicants may have chosen to not participate.</p>			



Emergency Medicine

Number of Students Successfully Matched					
2020	43 <small>(3 Canadian; 1 Military)</small>	2021	48 <small>(2 Canadian; 3 Military)</small>	2022	46(3*)
*Student(s) Matched through the SOAP/Post-Match Process					

Quintile Distribution for 2022 Match									
These quintiles reflect the quintile distribution for the class of 2022 where 5 was the highest and 1 was the lowest, in January 2022 the distribution flipped for the class of 2023 on which will be reflected in the next match cycle									
Quintile 1	8	Quintile 2	10	Quintile 3	9	Quintile 4	7	Quintile 5	12

Student's Match Locations		
¹ Indicates an International Student Match; ^M Indicates a Military Student Match		
2020	2021	2022
<ul style="list-style-type: none"> ➤ Ascension Genesys Hospital (3) ➤ Beaumont Health – Trenton (4) ➤ Beaumont Health – Farmington Hills (1) ➤ Central Michigan University COM (3) ➤ Detroit Medical Center/WSU (4) ➤ Garden City Hospital (3) ➤ HealthPartners Institute (1) ➤ Henry Ford Allegiance Health (1) ➤ Henry Ford Macomb Hospital (3) ➤ Henry Ford Wyandotte Hospital (4) ➤ McLaren Health Care Corp – Macomb (1) ➤ McLaren Health Care Corp – Oakland (3) ➤ Metro Health/University of Michigan Health (2) ➤ Naval Medical Center - San Diego (1) ➤ Prisma Health-Upstate/U of SC SOM Greenville (1) ➤ Sparrow Hospital (2) ➤ Spectrum Health/MSU (1) ➤ University Hospitals Osteopathic Consortium (1) ➤ University of Toledo (1) ➤ University of Utah Health (1) ➤ Western Michigan University Stryker SOM (2) 	<ul style="list-style-type: none"> ➤ Albert Einstein Healthcare Network (1) ➤ Ascension Genesys Hospital (1) ➤ Ascension Macomb-Oakland Hospital (2) ➤ Ascension Providence/MSUCHM (1) ➤ Beaumont Health - Farmington Hills (6) ➤ Beaumont Health - Royal Oak (2) ➤ Beaumont Health - Trenton & Dearborn (4) ➤ Detroit Medical Center/WSU (2) ➤ Detroit Medical Center/WSU - Sinai Grace (2) ➤ Ft. Sam Houston (2) ➤ Garden City Hospital (2) ➤ Henry Ford Allegiance Health (1) ➤ Henry Ford Macomb Hospital (4) ➤ Henry Ford Wyandotte Hospital (2) ➤ McLaren Health Care Corp – Macomb (2) ➤ McLaren Health Care Corp – Oakland (2) ➤ Medical College of Georgia at Augusta University (1) ➤ Medical University of South Carolina (1) ➤ Mercy Health Muskegon (1) ➤ Mercy St. Vincent Medical Center (1) ➤ Metro Health/University of Michigan Health (3) ➤ Sparrow Hospital (3) ➤ St. Barnabas Hospital (1) ➤ St. Mary Mercy Hospital (1) 	<ul style="list-style-type: none"> ➤ Ascension Genesys Hospital (1) ➤ Ascension Providence/MSUCHM (1) ➤ Ascension St John Hosp (1) ➤ Baylor S&W All Saints Med Ctr-TX (1) ➤ Beaumont Health - Farmington Hills (6) ➤ Beaumont Health - Royal Oak (3) ➤ Beaumont Health - Trenton (2) ➤ Central Michigan University COM (2) ➤ Detroit Med Ctr/WSU (5) ➤ HCA Healthcare East FL Division GME (1) ➤ Henry Ford Allegiance Health (1) ➤ Henry Ford Hospital (1) ➤ Henry Ford Macomb Hospital (3) ➤ Henry Ford Wyandotte Hospital (2) ➤ McLaren Health Care Corp - Macomb (2) ➤ McLaren Health Care Corp - Oakland (1) ➤ Mercy Health Muskegon (3) ➤ Metro Health/U Michigan Health (1) ➤ Riverside Reg Med Ctr-VA (1) ➤ Sparrow Hospital-MI (2) ➤ Spectrum Health Lakeland-MI (2) ➤ Spectrum Health/Michigan State Univ (1) ➤ St. Vincent Health Ctr - PA (1) ➤ U Central FL/HCA Healthcare GME (1) ➤ Western Michigan Univ Stryker SOM (1)

Board Competitiveness for the 2022 Match				
	COMLEX L1 MSUCOM Average	COMLEX L1 National Average	COMLEX L2CE MSUCOM Average	COMLEX L2CE National Average
	548	562	593	599
	USMLE S1 MSUCOM Average	USMLE S1 National Average	USMLE S2CK MSUCOM Average	USMLE S2CK National Average
	231	228	239	241
	Number of students who took Step 1	27	Number of students who took Step 2CK	25

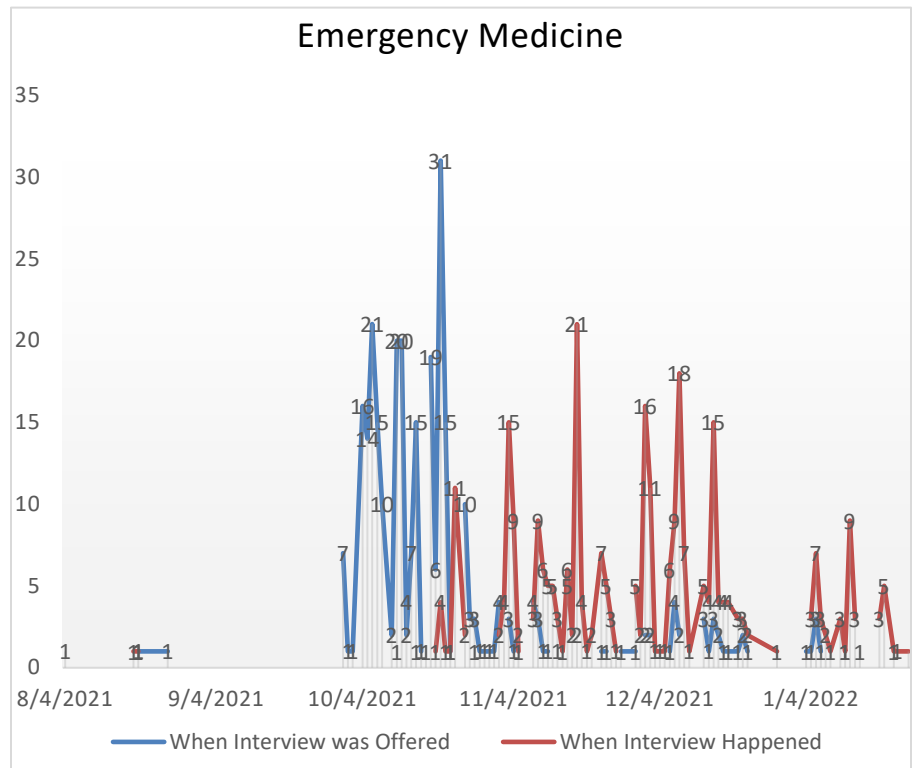
Board Score Distribution for the 2022 Match									
COMLEX Level 1									
≤400	401-450	451-500	501-550	551-600	601-650	651-700	701-750	751-800	≥801
2	4	6	11	11	6	6	--	--	--
USMLE Step 1									
≤194	195-200	201-210	211-215	216-220	221-225	226-230	231-235	236-240	≥241
--	1	--	5	--	2	5	5	1	8

Application and Interview Recommendations

Average number of applications based on competitiveness			MSUCOM Student Average Number of Applications
Above	In Range	Below	
36	35	38	41
Recommended Number of Interviews			Recommended Length of Rank Order List
10-12			10-12

The graph to the right shows that 44 students reported 313 interviews for Emergency Medicine. The blue line to the left of the graph indicates when the student was contacted to schedule their interview and the red line to the right of the graph shows when the interview occurred.

Please note, submission of interview data by students is voluntary and some applicants may have chosen to not participate.



Family Medicine

Number of Students Successfully Matched					
2020	63 (4*) <small>(4 Canadian; 1 Military)</small>	2021	54 (6*) <small>(8 International)</small>	2022	57 (3*) <small>(4 International; 1 Military)</small>
*Student(s) Matched through the SOAP/Post-Match Process					

Quintile Distribution for 2022 Match									
These quintiles reflect the quintile distribution for the class of 2022 where 5 was the highest and 1 was the lowest, in January 2022 the distribution flipped for the class of 2023 on which will be reflected in the next match cycle									
Quintile 1	13	Quintile 2	14	Quintile 3	12	Quintile 4	10	Quintile 5	8

Student's Match Locations		
¹ Indicates an International Student Match; ^M Indicates a Military Student Match		

2020	2021	2022
<ul style="list-style-type: none"> ➤ AdventHealth Orlando (1) ➤ Ascension Macomb-Oakland Hospital (3) ➤ Ascension Providence/MSUCHM (1) ➤ Aurora St. Lukes Medical Center (1) ➤ Authority Health GME (2) ➤ Beaumont Health – Wayne (5) ➤ Beaumont Health – Troy (2) ➤ Beaumont Health – Grosse Pointe (1) ➤ Beaumont Health – Farmington Hills (4) ➤ Community Health Care (1) ➤ Detroit Medical Center/WSU (1) ➤ Henry Ford Macomb Hospital (2) ➤ Loma Linda University (1) ➤ McLaren Health Care Corp - Greater Lansing (4) ➤ McLaren Health Care Corp – Macomb (2) ➤ McLaren Health Care Corp – Oakland (3) ➤ Med Coll Wisconsin Affiliated Hospitals (1) ➤ Memorial Hospital (1) ➤ Mercy Health Grand Rapids (2) ➤ Mercy Health Muskegon (5) ➤ Metro Health/University of Michigan Health (1) ➤ MidMichigan Medical Center (1) ➤ Munson Medical Center (1) ➤ Presence Resurrection Medical Center (1) ➤ Sparrow Hospital (2) ➤ St. Joseph Mercy – Livingston (1) ➤ St. Mary Mercy Hospital (1) ➤ St. Vincent Hospital Center (1) ➤ U Massachusetts Medical School (1) ➤ UC Davis Medical Center (1) ➤ United Hospital Center (1) ➤ University of British Columbia (1) ➤ University of Michigan Hospitals (1) ➤ University of Minnesota Medical School (1) ➤ University South Florida Morsani COM (1) ➤ UPMC McKeesport (1) ➤ Valley Hospital Medical Center (1) ➤ Western Michigan University Stryker SOM (1) ➤ Womack Army Medical Center (1) 	<ul style="list-style-type: none"> ➤ Ascension Genesys Hospital (1) ➤ Ascension Macomb-Oakland Hospital (3) ➤ Ascension Providence/MSUCHM (4) ➤ Beaumont Health - Farmington Hills (5) ➤ Beaumont Health - Grosse Pointe (2) ➤ Beaumont Health – Troy (1) ➤ Beaumont Health – Wayne (1) ➤ Campbell University (1) ➤ Central Maine Medical Center (1) ➤ HCA Healthcare/TriStar Southern Hills (1) ➤ Henry Ford Hospital – Main (2) ➤ Henry Ford Macomb Hospital (3) ➤ Kaiser Permanente (1) ➤ Marian Regional Medical Center-CA (1) ➤ Mayo Clinic School GME-FL (1) ➤ McLaren Health Care Corp - Bay Region (1) ➤ McLaren Health Care Corp - Greater Lansing (2) ➤ McLaren Health Care Corp – Macomb (1) ➤ McLaren Health Care Corp – Oakland (1) ➤ Mercy Health Grand Rapids (1) ➤ Mercy Health Muskegon (2) ➤ Metro Health/University of Michigan Health (3) ➤ Munson Medical Center (1) ➤ Ohio State University Medical Center (Rardin FPC) (1) ➤ Sparrow Hospital (4) ➤ St. Louis University SOM (1) ➤ St. Mary Mercy Hospital (2) ➤ Sutter Medical Center of Santa Rosa (1) ➤ University at Buffalo SOM-NY (1) ➤ University Michigan Hospitals (1) ➤ UVM Health Network CVPH-NY (1) ➤ Western Michigan University Stryker COM (1) ➤ Wright Center for GME (1) 	<ul style="list-style-type: none"> ➤ Advocate Health Care-IL (1) ➤ Ascension Genesys Hospital (2) ➤ Ascension Macomb-Oakland Hosp (1) ➤ Ascension Providence/MSUCHM (2) ➤ Authority Health GME (2) ➤ Beaumont Health Troy (4)¹ ➤ Beaumont Health Grosse Pointe (1) ➤ Beaumont Health Wayne (3) ➤ Beaumont Health Farmington Hills (4)¹ ➤ Carolinas Med Ctr-NC (1) ➤ Eisenhower Med Ctr-CA (1) ➤ Henry Ford Hospital (3) ➤ Henry Ford Macomb Hospital (3) ➤ Idaho State University (1) ➤ Kaiser Permanente-Fontana-CA (1) ➤ Kettering Health Network-OH (1) ➤ Madigan Army Medical Center (1)^M ➤ McLaren Health Care Corp Lansing (3) ➤ McLaren Health Care Corp Macomb (1) ➤ McLaren Health Care Corp Oakland (1) ➤ MedStar Franklin Square Med Ctr-MD (1) ➤ Mercy Health Muskegon (5) ➤ Metro Health/U Michigan Health (1) ➤ Northwestern McGaw/NMH/VA-IL (1) ➤ Penn Highlands Healthcare-PA (1)¹ ➤ Samaritan Health Services-Corvallis-OR (1) ➤ Skagit Regional Health - WA (1) ➤ Sparrow Hospital (2) ➤ Spectrum Health Lakeland (2) ➤ St Joseph Mercy-Livingston (2) ➤ U Michigan Hosps-Ann Arbor (1)¹ ➤ Utah HealthCare Inst/St Marks (1) ➤ Wayne State University - SOM (1)

Board Competitiveness for the 2022 Match				
	COMLEX L1 MSUCOM Average	COMLEX L1 National Average	COMLEX L2CE MSUCOM Average	COMLEX L2CE National Average
	522	495	553	526
	USMLE S1 MSUCOM Average	USMLE S1 National Average	USMLE S2CK MSUCOM Average	USMLE S2CK National Average
	226	218	241	233
	Number of students who took Step 1	19	Number of students who took Step 2CK	12

Board Score Distribution for the 2022 Match

COMLEX Level 1

≤400	401-450	451-500	501-550	551-600	601-650	651-700	701-750	751-800	≥801
3	8	14	10	10	9	2	1	--	--

USMLE Step 1

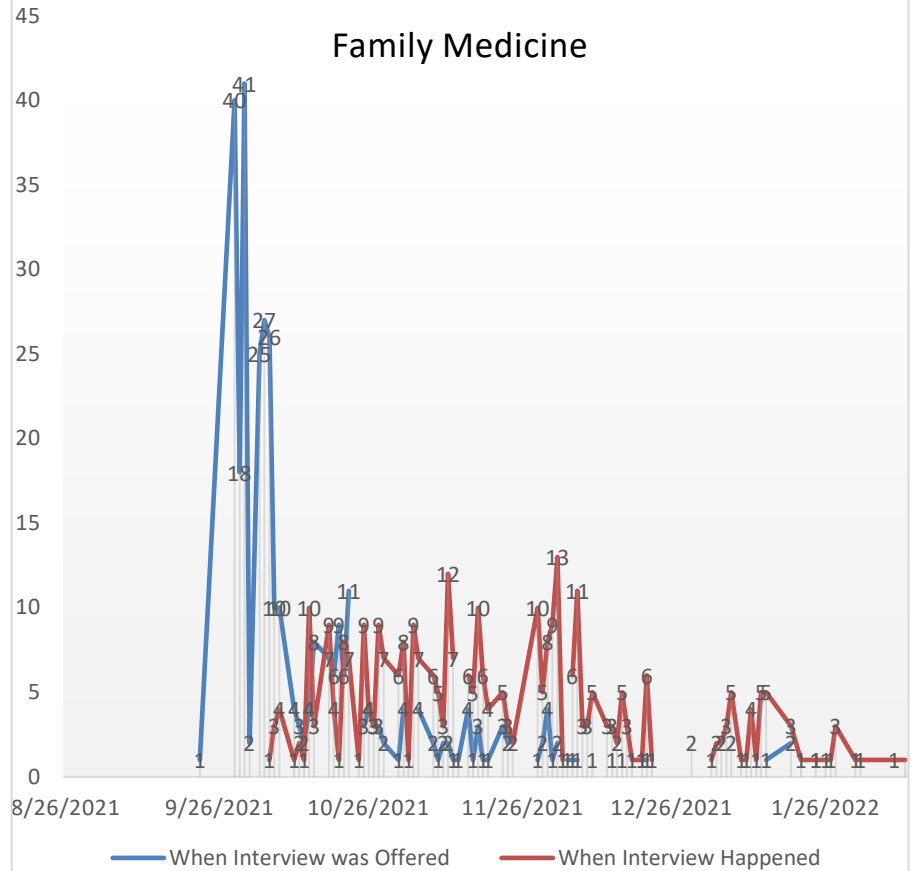
≤194	195-200	201-210	211-215	216-220	221-225	226-230	231-235	236-240	≥241
--	--	3	2	2	2	4	1	1	4

Application and Interview Recommendations

Average number of applications based on competitiveness			MSUCOM Student Average Number of Applications
Above	In Range	Below	
15	24	26	36
Recommended Number of Interviews			Recommended Length of Rank Order List
11-13			11-13

The graph to the right shows that 59 students reported 337 interviews for Family Medicine. The blue line to the left of the graph indicates when the student was contacted to schedule their interview and the red line to the right of the graph shows when the interview occurred.

Please note, submission of interview data by students is voluntary and some applicants may have chosen to not participate.



Internal Medicine

Number of Students Successfully Matched				
2020	60 <small>(8 Canadian; 3 Military)</small>	2021	49 (2*) <small>(5 Canadian; 2 Military)</small>	2022
			48 (1*) <small>(5 International)</small>	
*Student(s) Matched through the SOAP/Post-Match Process				

Quintile Distribution for 2022 Match									
These quintiles reflect the quintile distribution for the class of 2022 where 5 was the highest and 1 was the lowest, in January 2022 the distribution flipped for the class of 2023 on which will be reflected in the next match cycle									
Quintile 1	7	Quintile 2	8	Quintile 3	13	Quintile 4	11	Quintile 5	9

Student's Match Locations		
^l Indicates an International Student Match; ^M Indicates a Military Student Match		
2020	2021	2022

<ul style="list-style-type: none"> ➤ Advocate Health Care (1) ➤ Ascension Genesys Hospital (1) ➤ Ascension Macomb-Oakland Hospital (3) ➤ Ascension Providence/MSUCHM (3) ➤ Authority Health GME (1) ➤ Beaumont Health – Royal Oak (4) ➤ Beaumont Health – Farmington Hills (6) ➤ Beaumont Health – Trenton (1) ➤ Cleveland Clinic Foundation (2) ➤ Detroit Medical Center/WSU (3) ➤ Greenwich Hospital (1) ➤ Henry Ford Allegiance Health (1) ➤ Henry Ford Hospital – Main (4) ➤ Indiana University SOM (1) ➤ Lehigh Valley Hospital (1) ➤ Madigan Army Medical Center (1) ➤ Medical College of Georgia (1) ➤ Mercy Health Grand Rapids (2) ➤ Mercy Health Muskegon (1) ➤ Metro Health/University of Michigan Health (3) ➤ Northside Hospital (1) ➤ Ohio Health - Doctors Hospital (1) ➤ Riverside Community Hospital (1) ➤ Sparrow Hospital (3) ➤ Spectrum Health/MSU (2) ➤ St. Joseph Mercy - Ann Arbor (2) ➤ St. Mary Medical Center (1) ➤ Tripler Army Medical Center (1) ➤ U Connecticut School of Medicine (1) ➤ U Illinois COM (1) ➤ University of Chicago Medical Center (1) ➤ Walter Reed National Military Medical Center (1) ➤ Westchester Medical Center (1) ➤ William Beaumont Army Medical Center (1) 	<ul style="list-style-type: none"> ➤ Advocate Health Care-IL (1) ➤ Ascension Macomb-Oakland Hospital (3) ➤ Ascension Providence/MSUCHM (1) ➤ Ascension St. John Hospital (1) ➤ Beaumont Health - Farmington Hills (5) ➤ Beaumont Health - Royal Oak (1) ➤ Beaumont Health – Trenton (2) ➤ Cleveland Clinic Foundation (1) ➤ Detroit Medical Center/WSU (1) ➤ Detroit Medical Center/WSU - Detroit Receiving, Harper, and the Veterans Hospital (4) ➤ Eisenhower Army Medical Center (1) ➤ Henry Ford Hospital – Main (8) ➤ Henry Ford Macomb Hospital (1) ➤ Indiana University SOM (1) ➤ Mercy Health Grand Rapids (1) ➤ Mercy Health Muskegon (1) ➤ Metro Health/University of Michigan Health (3) ➤ Montefiore Medical Center/Einstein-NY (1) ➤ Navy Medical Center (1) ➤ Sparrow Hospital (2) ➤ Spectrum Health Lakeland (1) ➤ St. Joseph Mercy (2) ➤ St. Joseph Mercy Ann Arbor (3) ➤ University at Buffalo SOM (1) ➤ University of Texas (1) ➤ Western Michigan University Stryker COM (1) 	<ul style="list-style-type: none"> ➤ Ascension Genesys Hospital (1) ➤ Ascension Macomb-Oakland Hosp (1) ➤ Ascension Providence/MSUCHM (2) ➤ Ascension St John Hosp (5) ➤ Beaumont Health - Farmington Hills (4) ➤ Beaumont Health - Royal Oak (3) ➤ Beaumont Health - Trenton (1) ➤ Cleveland Clinic Fdn-OH (1) ➤ Detroit Med Ctr/WSU (1)^l ➤ HCA Healthcare/JFK Med Center-UMiami-FL (1)^l ➤ Hennepin Co Med Ctr-MN (1) ➤ Henry Ford Hospital (4) ➤ McLaren Health Care Corp Greater Lansing (3) ➤ MedStar Georgetown Univ Hosp-DC (1) ➤ Mercy Health Muskegon (2) ➤ Methodist Health System Dallas-TX (1) ➤ Metro Health/U Michigan Health (1) ➤ NYP Brooklyn Methodist Hosp-NY (1) ➤ Ohio State University Med Ctr (1) ➤ Sparrow Hospital (2)^l ➤ Spectrum Health/Michigan State Univ (4)^l ➤ St Joseph Mercy-Ann Arbor (3) ➤ St Mary Mercy Hospital (1) ➤ St. Mary Med Ctr - CA (1) ➤ University of Toledo-OH (1) ➤ Wellspan Health York Hosp-PA (1)^l
---	---	--

Board Competitiveness for the 2022 Match				
	COMLEX L1 MSUCOM Average	COMLEX L1 National Average	COMLEX L2CE MSUCOM Average	COMLEX L2CE National Average
	546	554	585	588
	USMLE S1 MSUCOM Average	USMLE S1 National Average	USMLE S2CK MSUCOM Average	USMLE S2CK National Average
	229	226	247	239
	Number of students who took Step 1	35	Number of students who took Step 2CK	30

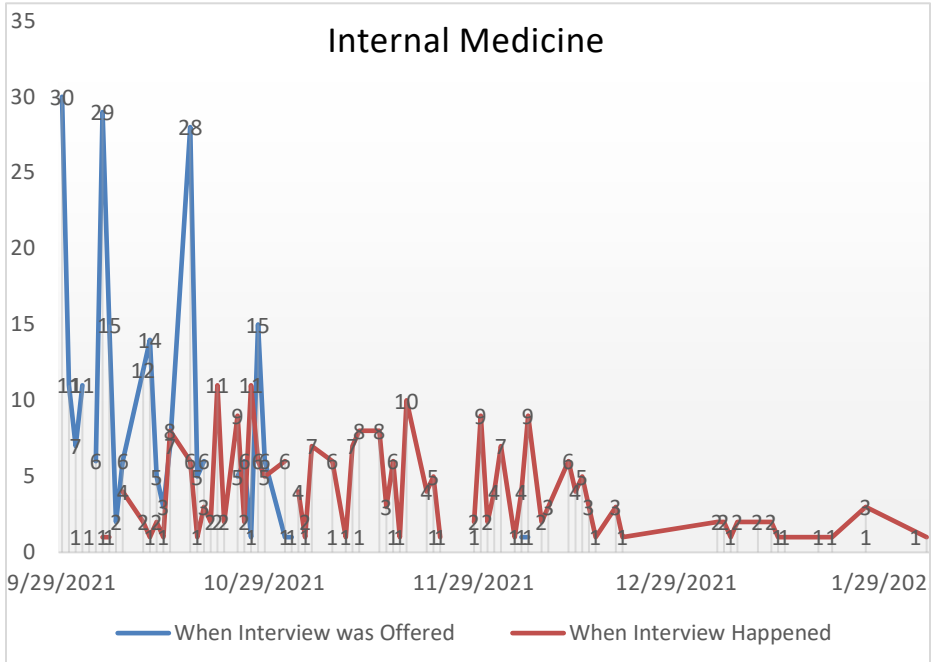
Board Score Distribution for the 2022 Match									
COMLEX Level 1									
≤400	401-450	451-500	501-550	551-600	601-650	651-700	701-750	751-800	≥801
1	5	6	15	8	8	2	3	--	--

USMLE Step 1

≤194	195-200	201-210	211-215	216-220	221-225	226-230	231-235	236-240	≥241
2	1	--	2	4	3	6	6	2	9

Application and Interview Recommendations

Average number of applications based on competitiveness			MSUCOM Student Average Number of Applications
Above	In Range	Below	
29	26	29	37
Recommended Number of Interviews			Recommended Length of Rank Order List
10-12			10-12



The graph to the right shows that 38 students reported 243 interviews for Internal Medicine. The blue line to the left of the graph indicates when the student was contacted to schedule their interview and the red line to the right of the graph shows when the interview occurred.

Please note, submission of interview data by students is voluntary and some applicants may have chosen to not participate.

Internal Medicine-Emergency Medicine

Number of Students Successfully Matched					
2020	1	2021	0	2022	3
*Student(s) Matched through the SOAP/Post-Match Process					

Quintile Distribution for 2022 Match					
These quintiles reflect the quintile distribution for the class of 2022 where 5 was the highest and 1 was the lowest, in January 2022 the distribution flipped for the class of 2023 on which will be reflected in the next match cycle					
Quintile 1	--	Quintile 2	--	Quintile 3	--
Quintile 4	--	Quintile 5	--		

Student's Match Locations		
^l Indicates an International Student Match; ^m Indicates a Military Student Match		
2020	2021	2022
➤ Jefferson Health-Northeast (1)		➤ Henry Ford Hospital (1) ➤ Jefferson Health-Northeast (1) ➤ Ohio State University Med Ctr (1)

Board Competitiveness for the 2022 Match				
COMLEX L1 MSUCOM Average	655	COMLEX L1 National Average	COMLEX L2CE MSUCOM Average	695
USMLE S1 MSUCOM Average	248	USMLE S1 National Average	USMLE S2CK MSUCOM Average	259
USMLE S2CK National Average	--	Number of students who took Step 1	3	Number of students who took Step 2CK
			3	

Board Score Distribution for the 2022 Match									
COMLEX Level 1									
≤400	401-450	451-500	501-550	551-600	601-650	651-700	701-750	751-800	≥801
--	--	--	--	--	--	--	--	--	--
USMLE Step 1									
≤194	195-200	201-210	211-215	216-220	221-225	226-230	231-235	236-240	≥241
--	--	--	--	--	--	--	--	--	--

Application and Interview Recommendations			
Average number of applications based on competitiveness		MSUCOM Student Average Number of Applications	
Above	In Range	Below	8
--		--	
Recommended Number of Interviews		Recommended Length of Rank Order List	
<p>The graph to the right shows that 4 students reported 7 interviews for Internal Medicine – Emergency Medicine. The blue line to the left of the graph indicates when the student was contacted to schedule their interview and the red line to the right of the graph shows when the interview occurred.</p> <p>Please note, submission of interview data by students is voluntary and some applicants may have chosen to not participate.</p>			

Date	When Interview was Offered (Blue)	When Interview Happened (Red)
10/4/2021	1	0
11/4/2021	1	1
12/4/2021	2	1
1/4/2022	2	1

Radiology - Interventional

Number of Students Successfully Matched					
2020	0	2021	2	2022	4
*Student(s) Matched through the SOAP/Post-Match Process					

Quintile Distribution for 2022 Match									
These quintiles reflect the quintile distribution for the class of 2022 where 5 was the highest and 1 was the lowest, in January 2022 the distribution flipped for the class of 2023 on which will be reflected in the next match cycle									
Quintile 1	--	Quintile 2	1	Quintile 3	--	Quintile 4	3	Quintile 5	--

Student's Match Locations		
¹ Indicates an International Student Match; ^M Indicates a Military Student Match		
2020	2021	2022
	<ul style="list-style-type: none"> ➤ Beaumont Health – Royal Oak (1) ➤ Geisinger Health System (1) 	<ul style="list-style-type: none"> ➤ Promedica Monroe Reg Hosp-MI/Ohio State University Med Ctr (1) ➤ Stony Brook Teach Hosps-NY/Case Western/Univ Hosps Cleveland Med Ctr-OH (1) ➤ U New Mexico SOM/U Texas Med Sch-Houston (1) ➤ Zucker SOM-Northwell Mather Hosp-NY (1)

Board Competitiveness for the 2022 Match							
COMLEX L1 MSUCOM Average	611	COMLEX L1 National Average	688	COMLEX L2CE MSUCOM Average	684	COMLEX L2CE National Average	693
USMLE S1 MSUCOM Average	236	USMLE S1 National Average	252	USMLE S2CK MSUCOM Average	243	USMLE S2CK National Average	250
Number of students who took Step 1	4	Number of students who took Step 2CK	4				

Board Score Distribution for the 2022 Match									
COMLEX Level 1									
≤400	401-450	451-500	501-550	551-600	601-650	651-700	701-750	751-800	≥801
--	--	--	--	2	1	1	--	--	--
USMLE Step 1									
≤194	195-200	201-210	211-215	216-220	221-225	226-230	231-235	236-240	≥241
--	--	--	--	--	--	--	2	2	--

Application and Interview Recommendations			
Average number of applications based on competitiveness		MSUCOM Student Average Number of Applications	
Above	In Range		
--	--	--	31
Recommended Number of Interviews		Recommended Length of Rank Order List	
4-6			
<p>The graph to the right shows that 4 students reported 15 interviews for Interventional Radiology. The blue line to the left of the graph indicates when the student was contacted to schedule their interview and the red line to the right of the graph shows when the interview occurred.</p> <p>Please note, submission of interview data by students is voluntary and some applicants may have chosen to not participate.</p>			

Date	When Interview was Offered	When Interview Happened
10/5/2021	1	1
10/12/2021	3	2
10/19/2021	1	1
10/26/2021	2	1
11/2/2021	1	1
11/9/2021	2	1
11/16/2021	1	1
11/23/2021	1	1
11/30/2021	1	1
12/6/2021	1	1
12/13/2021	1	1
12/20/2021	1	1
12/27/2021	1	1
1/3/2022	1	1
1/10/2022	1	1
1/17/2022	2	2
1/24/2022	1	1

Neurological Surgery

Number of Students Successfully Matched											
2020	0			2021	1			2022	1		
*Student(s) Matched through the SOAP/Post-Match Process											
Quintile Distribution for 2022 Match											
These quintiles reflect the quintile distribution for the class of 2022 where 5 was the highest and 1 was the lowest, in January 2022 the distribution flipped for the class of 2023 on which will be reflected in the next match cycle											
Quintile 1	--		Quintile 2	--		Quintile 3	--		Quintile 4	--	
Quintile 5										--	
Student's Match Locations											
^l Indicates an International Student Match; ^m Indicates a Military Student Match											
2020			2021				2022				
			➤ Carilion Clinic – Virginia Tech Carilion SOM (1)				➤ Ascension Providence/MSUCHM (1)				
Board Competitiveness for the 2022 Match											
COMLEX L1 MSUCOM Average		COMLEX L1 National Average		COMLEX L2CE MSUCOM Average		COMLEX L2CE National Average					
--		568		--		584					
USMLE S1 MSUCOM Average		USMLE S1 National Average		USMLE S2CK MSUCOM Average		USMLE S2CK National Average					
--		252		--		231					
Number of students who took Step 1		--		Number of students who took Step 2CK		--					
Board Score Distribution for the 2022 Match											
COMLEX Level 1											
≤400	401-450	451-500	501-550	551-600	601-650	651-700	701-750	751-800	≥801		
--	--	--	--	--	--	--	--	--	--		
USMLE Step 1											
≤194	195-200	201-210	211-215	216-220	221-225	226-230	231-235	236-240	≥241		
--	--	--	--	--	--	--	--	--	--		
Application and Interview Recommendations											
Average number of applications based on competitiveness			MSUCOM Student Average Number of Applications								
Above	In Range	Below									
--	31	--	72								
Recommended Number of Interviews			Recommended Length of Rank Order List								
8-10			8-10								
We do not have interview data available for neurological surgery.											

Neurology

Number of Students Successfully Matched					
2020	14	2021	16 (1*) <small>(1 Canadian; 1 International)</small>	2022	14
*Student(s) Matched through the SOAP/Post-Match Process					

Quintile Distribution for 2022 Match					
These quintiles reflect the quintile distribution for the class of 2022 where 5 was the highest and 1 was the lowest, in January 2022 the distribution flipped for the class of 2023 on which will be reflected in the next match cycle					
Quintile 1	3	Quintile 2	2	Quintile 3	3
				Quintile 4	5
					Quintile 5
					1

Student's Match Locations		
[†] Indicates an International Student Match; ^M Indicates a Military Student Match		
2020	2021	2022
<ul style="list-style-type: none"> ➤ Beaumont Health – Farmington Hills (4) ➤ Garden City Hospital (1) ➤ HealthONE (1) ➤ Loyola University Medical Center (1) ➤ Oregon Health and Science University (1) ➤ Sparrow Hospital (2) ➤ Spectrum Health/MSU (1) ➤ St. Luke's Hospital (1) ➤ U Kansas SOM (1) ➤ University of Illinois COM-Chicago (1) 	<ul style="list-style-type: none"> ➤ Beaumont Health - Farmington Hills & Royal Oak (3) ➤ Case Western/University Hospital Cleveland Medical Center (1) ➤ Henry Ford Hospital – Main (1) ➤ Mercy Health Grand Rapids (2) ➤ Ohio State University Medical Center (1) ➤ Sparrow Hospital (3) ➤ Spectrum Health/Michigan State University (2) ➤ Temple University Hospitals (1) ➤ University of Iowa Hospitals and Clinics (1) ➤ University of Wisconsin Hospital and Clinics (1) 	<ul style="list-style-type: none"> ➤ Ascension Macomb-Oakland Hosp (1) ➤ Beaumont Health Farmington Hills (4) ➤ George Washington Univ-DC (1) ➤ Indiana University SOM (1) ➤ Memorial Healthcare System-FL (1) ➤ Mercy Health Grand Rapids (2) ➤ Oregon Health & Science Univ (1) ➤ Spectrum Health/Michigan State Univ (3)

Board Competitiveness for the 2022 Match							
COMPLEX L1 MSUCOM Average	519	COMPLEX L1 National Average	544	COMPLEX L2CE MSUCOM Average	565	COMPLEX L2CE National Average	569
USMLE S1 MSUCOM Average	219	USMLE S1 National Average	227	USMLE S2CK MSUCOM Average	241	USMLE S2CK National Average	238
Number of students who took Step 1	7			Number of students who took Step 2CK	4		

Board Score Distribution for the 2022 Match									
COMPLEX Level 1									
≤400	401-450	451-500	501-550	551-600	601-650	651-700	701-750	751-800	≥801
1	2	2	7	--	--	2	--	--	--
USMLE Step 1									
≤194	195-200	201-210	211-215	216-220	221-225	226-230	231-235	236-240	≥241
2	--	--	--	1	1	1	--	2	--

Application and Interview Recommendations			
Average number of applications based on competitiveness		MSUCOM Student Average Number of Applications	
Above	In Range		
11	15	18	48
Recommended Number of Interviews		Recommended Length of Rank Order List	
11-13		11-13	
<p>The graph to the right shows that 15 students reported 80 interviews for neurology. The blue line to the left of the graph indicates when the student was contacted to schedule their interview and the red line to the right of the graph shows when the interview occurred. Please note, submission of interview data by students is voluntary and some applicants may have chosen to not participate.</p>			

Neurology

9/30/2021 10/31/2021 11/30/2021 12/31/2021

— When Interview was Offered — When Interview Happened

Ophthalmology

Number of Students Successfully Matched				
2020	1	2021	2	2022
				--

*Student(s) Matched through the SOAP/Post-Match Process

Quintile Distribution for 2022 Match				
These quintiles reflect the quintile distribution for the class of 2022 where 5 was the highest and 1 was the lowest, in January 2022 the distribution flipped for the class of 2023 on which will be reflected in the next match cycle				
Quintile 1	2	Quintile 3	4	Quintile 5
--	--	--	--	--

Student's Match Locations		
^I Indicates an International Student Match; ^M Indicates a Military Student Match		
2020	2021	2022
➤ Ascension (St. John) Macomb-Oakland (1)	➤ Ascension Macomb-Oakland (1) ➤ University of Texas (1)	

Board Competitiveness for the 2022 Match				
COMLEX L1 MSUCOM Average	COMLEX L1 National Average	COMLEX L2CE MSUCOM Average	COMLEX L2CE National Average	
--	571	--	582	
USMLE S1 MSUCOM Average	USMLE S1 National Average	USMLE S2CK MSUCOM Average	USMLE S2CK National Average	
--	245	--	--	
Number of students who took Step 1	--	Number of students who took Step 2CK	--	

Board Score Distribution for the 2022 Match									
COMLEX Level 1									
≤400	401-450	451-500	501-550	551-600	601-650	651-700	701-750	751-800	≥801
--	--	--	--	--	--	--	--	--	--
USMLE Step 1									
≤194	195-200	201-210	211-215	216-220	221-225	226-230	231-235	236-240	≥241
--	--	--	--	--	--	--	--	--	--

Application and Interview Recommendations			
Average number of applications based on competitiveness		MSUCOM Student Average Number of Applications	
Above	In Range		
--	25	--	
Recommended Number of Interviews		Recommended Length of Rank Order List	
12		12	
<p>The graph to the right shows that 2 students reported 6 interviews for Ophthalmology. The blue line to the left of the graph indicates when the student was contacted to schedule their interview and the red line to the right of the graph shows when the interview occurred.</p> <p>Please note, submission of interview data by students is voluntary and some applicants may have chosen to not participate</p>			

Ophthalmology

Total number of interviews reported - 6
2 students reported interviews

Date	When Interview was Offered	When Interview Happened
10/30/2021	1	1
11/6/2021	1	1
11/13/2021	1	1
11/20/2021	1	1
11/27/2021	1	1
12/4/2021	1	1
12/11/2021	1.2	1.2
12/18/2021	1	1
12/25/2021	1	1
1/1/2022	1	1

Orthopedic Surgery

Number of Students Successfully Matched

2020	10 <small>(1 Canadian; 1 Military)</small>	2021	6	2022	6
-------------	---	-------------	---	-------------	---

*Student(s) Matched through the SOAP/Post-Match Process

Quintile Distribution for 2022 Match

These quintiles reflect the quintile distribution for the class of 2022 where 5 was the highest and 1 was the lowest, in January 2022 the distribution flipped for the class of 2023 on which will be reflected in the next match cycle

Quintile 1	--	Quintile 2	--	Quintile 3	1	Quintile 4	3	Quintile 5	2
------------	----	------------	----	------------	---	------------	---	------------	---

Student's Match Locations

^I Indicates an International Student Match; ^M Indicates a Military Student Match

2020	2021	2022
<ul style="list-style-type: none"> ➤ Beaumont Health – Farmington Hills (3) ➤ Henry Ford Macomb Hospital (1) ➤ McLaren Health Care Corp - Greater Lansing (1) ➤ McLaren Health Care Corp – Oakland (2) ➤ Metro Health/University of Michigan Health (1) ➤ Texas Tech U Affil (1) ➤ University at Buffalo SOM (1) 	<ul style="list-style-type: none"> ➤ Ascension Genesys Hospital (1) ➤ Beaumont Health - Farmington Hills & Dearborn (1) ➤ Henry Ford Macomb Hospital (1) ➤ McLaren Health Care Corp - Greater Lansing (1) ➤ McLaren Health Care Corp – Macomb (2) 	<ul style="list-style-type: none"> ➤ Beaumont Health Farmington Hills (3) ➤ Henry Ford Macomb Hospital (1) ➤ McLaren Health Care Corp Greater Lansing (1) ➤ McLaren Health Care Corp Oakland (1)

Board Competitiveness for the 2022 Match

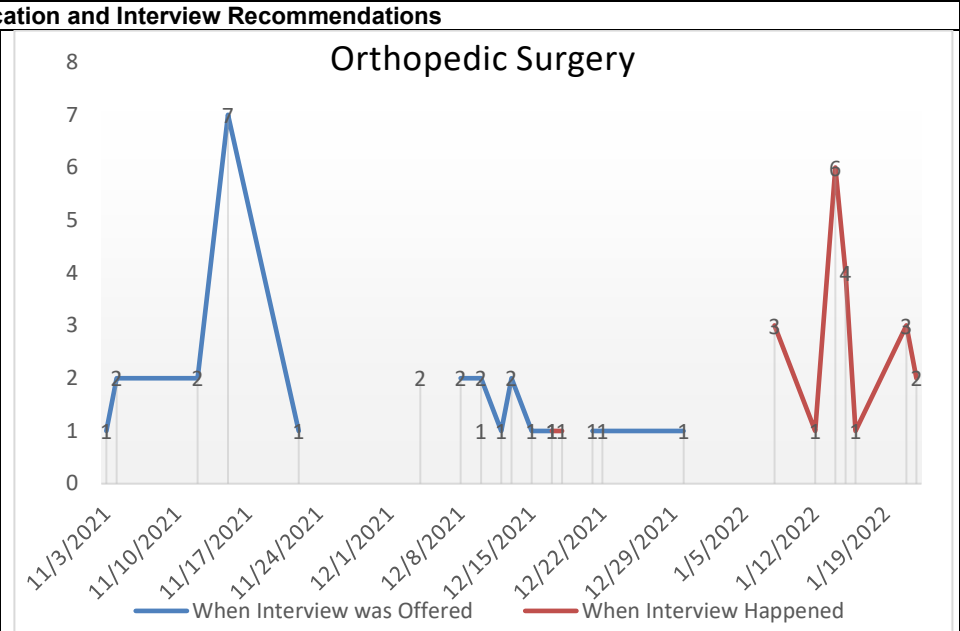
COMLEX L1 MSUCOM Average	COMLEX L1 National Average	COMLEX L2CE MSUCOM Average	COMLEX L2CE National Average
680	656	712	677
USMLE S1 MSUCOM Average	USMLE S1 National Average	USMLE S2CK MSUCOM Average	USMLE S2CK National Average
253	242	256	250
Number of students who took Step 1	6	Number of students who took Step 2CK	6

Board Score Distribution for the 2022 Match

COMLEX Level 1									
≤400	401-450	451-500	501-550	551-600	601-650	651-700	701-750	751-800	≥801
--	--	--	--	1	3	--	--	2	--
USMLE Step 1									
≤194	195-200	201-210	211-215	216-220	221-225	226-230	231-235	236-240	≥241
--	--	--	--	--	--	--	--	--	6

Application and Interview Recommendations

Average number of applications based on competitiveness			MSUCOM Student Average Number of Applications
Above	In Range	Below	
39	38	65	
Recommended Number of Interviews			Recommended Length of Rank Order List
5-7			
<p>The graph to the right shows that 4 students reported 25 interviews for Orthopedic Surgery. The blue line to the left of the graph indicates when the student was contacted to schedule their interview and the red line to the right of the graph shows when the interview occurred.</p> <p>Please note, submission of interview data by students is voluntary and some applicants may have chosen to not participate.</p>			



Otolaryngology

Number of Students Successfully Matched					
2020	2 (1* (1 Canadian))	2021	4	2022	3
*Student(s) Matched through the SOAP/Post-Match Process					

Quintile Distribution for 2022 Match							
These quintiles reflect the quintile distribution for the class of 2022 where 5 was the highest and 1 was the lowest, in January 2022 the distribution flipped for the class of 2023 on which will be reflected in the next match cycle							
Quintile 1	--	Quintile 2	--	Quintile 3	--	Quintile 4	Quintile 5
							3

Student's Match Locations		
^l Indicates an International Student Match; ^M Indicates a Military Student Match		
2020	2021	2022
<ul style="list-style-type: none"> ➤ Beaumont Health – Farmington Hills (1) ➤ Henry Ford Macomb Hospital (1) 	<ul style="list-style-type: none"> ➤ Ascension Macomb-Oakland Hospital (2) ➤ Beaumont Health - Farmington Hills (1) ➤ McLaren Health Care Corp – Oakland (1) 	<ul style="list-style-type: none"> ➤ Ascension Macomb-Oakland Hosp (1) ➤ Beaumont Health Farmington Hills (1) ➤ Kettering Health Network-OH (1)

Board Competitiveness for the 2022 Match				
COMPLEX L1 MSUCOM Average	COMPLEX L1 National Average	COMPLEX L2CE MSUCOM Average	COMPLEX L2CE National Average	
736	660	759	697	
USMLE S1 MSUCOM Average	USMLE S1 National Average	USMLE S2CK MSUCOM Average	USMLE S2CK National Average	
254	240	260	252	
Number of students who took Step 1	3	Number of students who took Step 2CK	3	

Board Score Distribution for the 2022 Match									
COMPLEX Level 1									
≤400	401-450	451-500	501-550	551-600	601-650	651-700	701-750	751-800	≥801
--	--	--	--	--	--	--	--	--	--
USMLE Step 1									
≤194	195-200	201-210	211-215	216-220	221-225	226-230	231-235	236-240	≥241
--	--	--	--	--	--	--	--	--	--

Application and Interview Recommendations			
Average number of applications based on competitiveness		MSUCOM Student Average Number of Applications	
Above	In Range	Below	
28	45	48	64
Recommended Number of Interviews		Recommended Length of Rank Order List	
7-9		7-9	
<p>The graph to the right shows that 3 students reported 16 interviews for Otolaryngology. The blue line to the left of the graph indicates when the student was contacted to schedule their interview and the red line to the right of the graph shows when the interview occurred.</p> <p>Please note, submission of interview data by students is voluntary and some applicants may have chosen to not participate.</p>			

Otolaryngology

Date	When Interview was Offered	When Interview Happened
11/5/2021	11	0
11/12/2021	1	0
11/19/2021	1	0
11/26/2021	1	0
12/3/2021	1	0
12/10/2021	1	0
12/17/2021	1	0
12/24/2021	1	0
12/31/2021	1	0
1/7/2022	0	2
1/14/2022	0	1
1/21/2022	0	2
1/28/2022	0	1
1/28/2022	0	2

Pathology

Number of Students Successfully Matched					
2020	3	2021	0	2022	2* (1 International)
*Student(s) Matched through the SOAP/Post-Match Process					

Quintile Distribution for 2022 Match					
These quintiles reflect the quintile distribution for the class of 2022 where 5 was the highest and 1 was the lowest, in January 2022 the distribution flipped for the class of 2023 on which will be reflected in the next match cycle					
Quintile 1	--	Quintile 2	--	Quintile 3	--
		Quintile 4	--	Quintile 5	--

Student's Match Locations		
^l Indicates an International Student Match; ^M Indicates a Military Student Match		
2020	2021	2022
<ul style="list-style-type: none"> ➤ Beaumont Health (1) ➤ Cleveland Clinic Foundation (1) ➤ SUNY Upstate Med University (1) 		<ul style="list-style-type: none"> ➤ Ohio State University Med Ctr (1) ➤ Texas A&M Health Science Center College of Medicine Scott & White (1)

Board Competitiveness for the 2022 Match				
COMLEX L1 MSUCOM Average	COMLEX L1 National Average	COMLEX L2CE MSUCOM Average	COMLEX L2CE National Average	
--	527	--	544	
USMLE S1 MSUCOM Average	USMLE S1 National Average	USMLE S2CK MSUCOM Average	USMLE S2CK National Average	
--	220	--	234	
Number of students who took Step 1	--	Number of students who took Step 2CK	--	

Board Score Distribution for the 2022 Match									
COMLEX Level 1									
≤400	401-450	451-500	501-550	551-600	601-650	651-700	701-750	751-800	≥801
--	--	--	--	--	--	--	--	--	--
USMLE Step 1									
≤194	195-200	201-210	211-215	216-220	221-225	226-230	231-235	236-240	≥241
--	--	--	--	--	--	--	--	--	--

Application and Interview Recommendations			
Average number of applications based on competitiveness		MSUCOM Student Average Number of Applications	
Above	In Range	Below	
16	17	22	54
Recommended Number of Interviews		Recommended Length of Rank Order List	
10-12		10-12	
<p>The graph to the right shows that 2 students reported 15 interviews for Pathology. The blue line to the left of the graph indicates when the student was contacted to schedule their interview and the red line to the right of the graph shows when the interview occurred.</p> <p>Please note, submission of interview data by students is voluntary and some applicants may have chosen to not participate.</p>			

Pathology

Total number of interviews reported - 15
2 students reported interviews

Date	When Interview was Offered (Blue)	When Interview Happened (Red)
9/29/2021	3	0
10/1/2021	3	2
10/3/2021	1	1
10/5/2021	2	0
10/7/2021	2	0
10/9/2021	2	0
10/11/2021	2	0
10/13/2021	2	0
10/15/2021	2	0
10/17/2021	2	0
10/19/2021	2	0
10/21/2021	2	0
10/23/2021	2	0
10/25/2021	2	0
10/27/2021	2	0
10/29/2021	2	0
10/31/2021	2	0
11/2/2021	2	0
11/4/2021	2	0
11/6/2021	2	0
11/8/2021	2	0
11/10/2021	2	0
11/12/2021	2	0
11/14/2021	2	0
11/16/2021	2	0
11/18/2021	2	0
11/20/2021	2	0
11/22/2021	2	0
11/24/2021	2	0
11/26/2021	2	0
11/28/2021	2	0
11/30/2021	2	0
12/2/2021	2	0
12/4/2021	2	0
12/6/2021	2	0
12/8/2021	2	0
12/10/2021	2	0
12/12/2021	2	0
12/14/2021	2	0
12/16/2021	2	0
12/18/2021	2	0
12/20/2021	2	0
12/22/2021	2	0
12/24/2021	2	0
12/26/2021	2	0
12/28/2021	2	0
12/30/2021	2	0

Pediatrics

Number of Students Successfully Matched

2020	18 (1 Canadian; 1 Military)	2021	14 (1 Canadian)	2022	15 (2 International)
-------------	--------------------------------	-------------	--------------------	-------------	-------------------------

*Student(s) Matched through the SOAP/Post-Match Process

Quintile Distribution for 2022 Match

These quintiles reflect the quintile distribution for the class of 2022 where 5 was the highest and 1 was the lowest, in January 2022 the distribution flipped for the class of 2023 on which will be reflected in the next match cycle

Quintile 1	4	Quintile 2	5	Quintile 3	1	Quintile 4	5	Quintile 5	--
------------	---	------------	---	------------	---	------------	---	------------	----

Student's Match Locations

^I Indicates an International Student Match; ^M Indicates a Military Student Match

2020	2021	2022
<ul style="list-style-type: none"> ➤ Advocate Health Care (2) ➤ Authority Health GME (1) ➤ Beaumont Health – Royal Oak (1) ➤ Children’s Hospital of Michigan (7) ➤ Indiana University SOM (1) ➤ Inova Fairfax Hospital (1) ➤ Spectrum Health/MSU (2) ➤ University of Louisville SOM (1) ➤ University of Toledo (1) ➤ Wright State University Boonshaft School of Medicine/Wright Patterson Air Force Base Integrated Pediatric (1) 	<ul style="list-style-type: none"> ➤ Authority Health GME (2) ➤ Beaumont Health - Royal Oak (1) ➤ Children’s Hospital of Michigan (4) ➤ Cleveland Clinic Foundation (1) ➤ Medical College of Wisconsin Affiliated Hospitals (1) ➤ Sparrow Hospital (3) ➤ Spectrum Health/Michigan State University (1) ➤ University of Connecticut School of Medicine (1) 	<ul style="list-style-type: none"> ➤ Advocate Health Care Park Ridge (1) ➤ Advocate Health Care Oak Lawn (1) ➤ Authority Health GME (2) ➤ Children’s Hosp of Michigan (1) ➤ Children’s Hospital-NEOMED-OH (1) ➤ Emory Univ SOM-GA (1) ➤ Loyola Univ Med Ctr (1) ➤ Prisma Health-U of SC SOM Columbia (1) ➤ Sparrow Hospital (1) ➤ Spectrum Health/Michigan State Univ (1) ➤ U Louisville SOM (1) ➤ U Michigan Hosps-Ann Arbor (1) ➤ U South Florida Morsani COM-Tampa (1) ➤ Wake Forest Baptist Med Ctr-NC (1)

Board Competitiveness for the 2022 Match

COMLEX L1 MSUCOM Average	COMLEX L1 National Average	COMLEX L2CE MSUCOM Average	COMLEX L2CE National Average
510	523	554	562
USMLE S1 MSUCOM Average	USMLE S1 National Average	USMLE S2CK MSUCOM Average	USMLE S2CK National Average
220	223	240	237
Number of students who took Step 1	11	Number of students who took Step 2CK	11

Board Score Distribution for the 2022 Match

COMLEX Level 1									
≤400	401-450	451-500	501-550	551-600	601-650	651-700	701-750	751-800	≥801
1	3	1	7	2	--	1	--	--	--
USMLE Step 1									
≤194	195-200	201-210	211-215	216-220	221-225	226-230	231-235	236-240	≥241
--	1	2	--	1	3	2	--	1	1

Application and Interview Recommendations

Average number of applications based on competitiveness			MSUCOM Student Average Number of Applications
Above	In Range	Below	
21	16	21	46
Recommended Number of Interviews			Recommended Length of Rank Order List
11-13			11-13

The graph to the right shows that 17 students reported 132 interviews for Pediatrics. The blue line to the left of the graph indicates when the student was contacted to schedule their interview and the red line to the right of the graph shows when the interview occurred. Please note, submission of interview data by students is voluntary and some applicants may have chosen to not participate.

Pediatrics

— When Interview was Offered — When Interview Happened

Physical Medicine & Rehabilitation

Number of Students Successfully Matched					
2020	11 <small>(1 Canadian)</small>	2021	12 <small>(1 International)</small>	2022	5
<small>*Student(s) Matched through the SOAP/Post-Match Process</small>					

Quintile Distribution for 2022 Match									
<small>These quintiles reflect the quintile distribution for the class of 2022 where 5 was the highest and 1 was the lowest, in January 2022 the distribution flipped for the class of 2023 on which will be reflected in the next match cycle</small>									
Quintile 1	1	Quintile 2	1	Quintile 3	2	Quintile 4	1	Quintile 5	--

Student's Match Locations		
<small>¹ Indicates an International Student Match; ^M Indicates a Military Student Match</small>		
2020	2021	2022
<ul style="list-style-type: none"> ➤ Ascension Macomb-Oakland/Larkin Community Hospital (1) ➤ Beaumont Health – Royal Oak (1) ➤ Henry Ford Allegiance/DMC WSU (1) ➤ Henry Ford Hospital/Detroit Medical Center WSU (1) ➤ MedStar National Rehab Hospital (1) ➤ Sparrow Hospital (4) ➤ St. Joseph Mercy/University of Michigan Hospitals (1) ➤ University Hospital (1) 	<ul style="list-style-type: none"> ➤ Beaumont Health - Royal Oak (2) ➤ Detroit Medical Center/WSU (1) ➤ Marianjoy Rehab Hospital-IL (1) ➤ Mary Free Bed Hospital (1) ➤ Rush University Medical Center (1) ➤ Sparrow Hospital (2) ➤ U Michigan Hospitals (2) ➤ University of Texas Southwestern Medical School (1) ➤ University of Toledo-OH (1) 	<ul style="list-style-type: none"> ➤ Mary Free Bed Hospital (1) ➤ Rochester Regional Health/Unity Hosp-NY (1) ➤ Sparrow Hospital (1) ➤ St Joseph Mercy-Ann Arbor (1) ➤ University of Toledo-OH (1)

Board Competitiveness for the 2022 Match				
	COMLEX L1 MSUCOM Average	COMLEX L1 National Average	COMLEX L2CE MSUCOM Average	COMLEX L2CE National Average
	557	545	549	569
	USMLE S1 MSUCOM Average	USMLE S1 National Average	USMLE S2CK MSUCOM Average	USMLE S2CK National Average
	236	224	--	236
	Number of students who took Step 1	3	Number of students who took Step 2CK	2

Board Score Distribution for the 2022 Match									
COMLEX Level 1									
≤400	401-450	451-500	501-550	551-600	601-650	651-700	701-750	751-800	≥801
--	--	1	2	1	1	--	--	--	--
USMLE Step 1									
≤194	195-200	201-210	211-215	216-220	221-225	226-230	231-235	236-240	≥241
--	--	--	--	--	--	1	--	1	1

Application and Interview Recommendations			
Average number of applications based on competitiveness		MSUCOM Student Average Number of Applications	
Above	In Range	Below	41
--	41	--	
Recommended Number of Interviews		Recommended Length of Rank Order List	
11-13		11-13	
<p>The graph to the right shows that 9 students reported 41 interviews for PM&R. The blue line to the left of the graph indicates when the student was contacted to schedule their interview and the red line to the right of the graph shows when the interview occurred.</p> <p>Please note, submission of interview data by students is voluntary and some applicants may have chosen to not participate.</p>			

Physical Medicine & Rehabilitation

Date	When Interview was Offered	When Interview Happened
10/4/2021	2	1
10/11/2021	5	1
10/18/2021	6	1
10/25/2021	3	1
11/1/2021	1	1
11/8/2021	2	1
11/15/2021	3	1
11/22/2021	1	1
11/29/2021	1	1
12/6/2021	1	1
12/13/2021	1	1
12/20/2021	1	1
12/27/2021	1	1
1/3/2022	1	1

Psychiatry

Number of Students Successfully Matched

2020	19	2021	11 <small>(1 Canadian)</small>	2022	12
-------------	----	-------------	-----------------------------------	-------------	----

*Student(s) Matched through the SOAP/Post-Match Process

Quintile Distribution for 2022 Match

These quintiles reflect the quintile distribution for the class of 2022 where 5 was the highest and 1 was the lowest, in January 2022 the distribution flipped for the class of 2023 on which will be reflected in the next match cycle

Quintile 1	4	Quintile 2	4	Quintile 3	2	Quintile 4	1	Quintile 5	1
------------	---	------------	---	------------	---	------------	---	------------	---

Student's Match Locations

^I Indicates an International Student Match; ^M Indicates a Military Student Match

2020	2021	2022
<ul style="list-style-type: none"> ➤ Authority Health GME (2) ➤ Detroit Medical Center/WSU (1) ➤ Henry Ford Allegiance Health (1) ➤ Henry Ford Hospital – Main (4) ➤ Indiana University SOM (1) ➤ Michigan State University CHM (4) ➤ Pine Rest Christian Mental Health Services ➤ St. Mary Mercy Hospital (2) ➤ UC Davis Medical Center (1) ➤ University of Cincinnati Medical Center (1) ➤ University of Michigan Hospitals (1) 	<ul style="list-style-type: none"> ➤ Authority Health GME (1) ➤ Beaumont Health – Southfield (2) ➤ Detroit Medical Center/WSU (1) ➤ Henry Ford Hospital - Main (1) ➤ Michigan State University CHM (6) 	<ul style="list-style-type: none"> ➤ Authority Health GME (1) ➤ HCA Healthcare East FL Division GME (1) ➤ Hennepin Co Med Ctr-MN (1) ➤ Michigan St Univ CHM-East Lansing (3) ➤ Pine Rest Christian Mental Hlth Svcs (4) ➤ U Michigan Hosps-Ann Arbor (1) ➤ Western Michigan Univ Stryker SOM (1)

Board Competitiveness for the 2022 Match

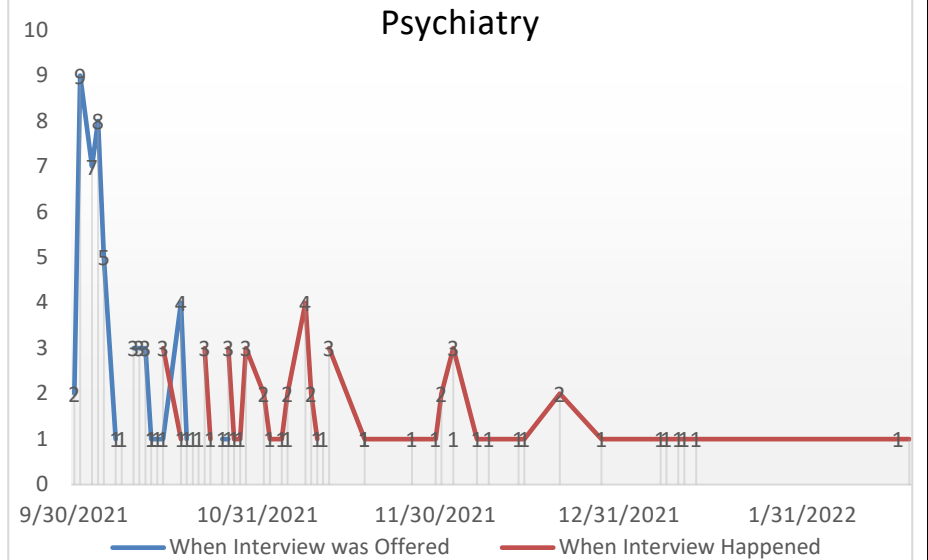
	COMLEX L1 MSUCOM Average	COMLEX L1 National Average	COMLEX L2CE MSUCOM Average	COMLEX L2CE National Average
	492	527	525	555
	USMLE S1 MSUCOM Average	USMLE S1 National Average	USMLE S2CK MSUCOM Average	USMLE S2CK National Average
	230	225	--	238
	Number of students who took Step 1	3	Number of students who took Step 2CK	2

Board Score Distribution for the 2022 Match

COMLEX Level 1									
≤400	401-450	451-500	501-550	551-600	601-650	651-700	701-750	751-800	≥801
2	2	--	6	1	1	--	--	--	--
USMLE Step 1									
≤194	195-200	201-210	211-215	216-220	221-225	226-230	231-235	236-240	≥241
--	--	--	--	1	--	--	1	1	--

Application and Interview Recommendations

Average number of applications based on competitiveness			MSUCOM Student Average Number of Applications
Above	In Range	Below	
26	23	27	40
Recommended Number of Interviews		Recommended Length of Rank Order List	
9-11		9-11	
<p>The graph to the right shows that 13 students reported 56 interviews for Psychiatry. The blue line to the left of the graph indicates when the student was contacted to schedule their interview and the red line to the right of the graph shows when the interview occurred.</p>			
<p>Please note, submission of interview data by students is voluntary and some applicants may have chosen to not participate.</p>			



Surgery – General

Number of Students Successfully Matched				
2020	10 <small>(2 Military)</small>	2021	5 <small>(1 Canadian; 1 Military)</small>	2022
11 (1*) <small>(1 Military)</small>				
<small>*Student(s) Matched through the SOAP/Post-Match Process</small>				

Quintile Distribution for 2022 Match						
<small>These quintiles reflect the quintile distribution for the class of 2022 where 5 was the highest and 1 was the lowest, in January 2022 the distribution flipped for the class of 2023 on which will be reflected in the next match cycle</small>						
Quintile 1	--	Quintile 2	--	Quintile 3	5	Quintile 4
			2	Quintile 5	4	

Student's Match Locations		
<small>^l Indicates an International Student Match; ^M Indicates a Military Student Match</small>		
2020	2021	2022
<ul style="list-style-type: none"> ➤ Ascension Macomb-Oakland Hospital (1) ➤ Beaumont Health – Trenton (1) ➤ Detroit Medical Center/WSU (1) ➤ Henry Ford Macomb Hospital (1) ➤ McLaren Health Care Corp - Greater Lansing (1) ➤ Metro Health/University of Michigan Health (1) ➤ Naval Medical Center – Portsmouth (1) ➤ Western Michigan University Stryker SOM (2) ➤ William Beaumont Army Medical Center (1) 	<ul style="list-style-type: none"> ➤ Beaumont Health - Farmington Hills (2) ➤ Detroit Medical Center/WSU - Sinai Grace ➤ Garnet Health Medical Center ➤ McLaren Health Care Corp – Macomb 	<ul style="list-style-type: none"> ➤ McLaren Health Care Corp Macomb (1) ➤ Ascension Macomb-Oakland Hosp (2) ➤ Beaumont Health Dearborn (1) ➤ Henry Ford Wyandotte Hospital (1) ➤ McLaren Health Care Corp Lansing (2) ➤ Northeast Georgia Med Ctr (1) ➤ Spectrum Health/Michigan State Univ (1) ➤ St. Joseph Mercy - Oakland (1) ➤ Tripler Army Medical Center (1)^M

Board Competitiveness for the 2022 Match				
COMLEX L1 MSUCOM Average	COMLEX L1 National Average	COMLEX L2CE MSUCOM Average	COMLEX L2CE National Average	
588	585	621	617	
USMLE S1 MSUCOM Average	USMLE S1 National Average	USMLE S2CK MSUCOM Average	USMLE S2CK National Average	
235	231	246	243	
Number of students who took Step 1	8	Number of students who took Step 2CK	8	

Board Score Distribution for the 2022 Match									
COMLEX Level 1									
≤400	401-450	451-500	501-550	551-600	601-650	651-700	701-750	751-800	≥801
--	--	--	3	4	2	2	--	--	--
USMLE Step 1									
≤194	195-200	201-210	211-215	216-220	221-225	226-230	231-235	236-240	≥241
--	--	--	--	1	1	2	--	--	3

Application and Interview Recommendations			
Average number of applications based on competitiveness		MSUCOM Student Average Number of Applications	
Above	In Range		
38	39	51	32
Recommended Number of Interviews		Recommended Length of Rank Order List	
10-12		10-12	
<p>The graph to the right shows that 11 students reported 91 interviews for General Surgery. The blue line to the left of the graph indicates when the student was contacted to schedule their interview and the red line to the right of the graph shows when the interview occurred.</p> <p>Please note, submission of interview data by students is voluntary and some applicants may have chosen to not participate.</p>			

General Surgery

Legend: — When Interview was Offered (Blue), — When Interview Happened (Red)

Urology

Number of Students Successfully Matched					
2020	0	2021	2	2022	0
*Student(s) Matched through the SOAP/Post-Match Process					

Quintile Distribution for 2022 Match									
These quintiles reflect the quintile distribution for the class of 2022 where 5 was the highest and 1 was the lowest, in January 2022 the distribution flipped for the class of 2023 on which will be reflected in the next match cycle									
Quintile 1	--	Quintile 2	--	Quintile 3	--	Quintile 4	--	Quintile 5	--

Student's Match Locations		
¹ Indicates an International Student Match; ^M Indicates a Military Student Match		
2020	2021	2022
	➤ Ascension Macomb-Oakland (1) University of Michigan Medical Center (1)	

Board Competitiveness for the 2022 Match				
	COMLEX L1 MSUCOM Average	COMLEX L1 National Average	COMLEX L2CE MSUCOM Average	COMLEX L2CE National Average
	--	605	--	647
	USMLE S1 MSUCOM Average	USMLE S1 National Average	USMLE S2CK MSUCOM Average	USMLE S2CK National Average
	--	245	--	248
	Number of students who took Step 1	--	Number of students who took Step 2CK	--

Board Score Distribution for the 2022 Match									
COMLEX Level 1									
≤400	401-450	451-500	501-550	551-600	601-650	651-700	701-750	751-800	≥801
--	--	--	--	--	--	--	--	--	--
USMLE Step 1									
≤194	195-200	201-210	211-215	216-220	221-225	226-230	231-235	236-240	≥241
--	--	--	--	--	--	--	--	--	--

Application and Interview Recommendations			
Average number of applications based on competitiveness			MSUCOM Student Average Number of Applications
Above	In Range	Below	
21	34	--	39
Recommended Number of Interviews			Recommended Length of Rank Order List
We did not have any students pursue urology in 2022.			