

Is Adult ADHD a Childhood-Onset Neurodevelopmental Disorder? Evidence From a Four-Decade Longitudinal Cohort Study

Terrie E. Moffitt, Ph.D., Renate Houts, Ph.D., Philip Asherson, M.D., Daniel W. Belsky, Ph.D., David L. Corcoran, Ph.D., Maggie Hammerle, B.A., HonaLee Harrington, B.A., Sean Hogan, M.S.W., Madeline H. Meier, Ph.D., Guilherme V. Polanczyk, M.D., Richie Poulton, Ph.D., Sandhya Ramrakha, Ph.D., Karen Sugden, Ph.D., Benjamin Williams, B.A., Luis Augusto Rohde, M.D., Avshalom Caspi, Ph.D.

Objective: Despite a prevailing assumption that adult ADHD is a childhood-onset neurodevelopmental disorder, no prospective longitudinal study has described the childhoods of the adult ADHD population. The authors report follow-back analyses of ADHD cases diagnosed in adulthood, alongside follow-forward analyses of ADHD cases diagnosed in childhood, in one cohort.

Method: Participants belonged to a representative birth cohort of 1,037 individuals born in Dunedin, New Zealand, in 1972 and 1973 and followed to age 38, with 95% retention. Symptoms of ADHD, associated clinical features, comorbid disorders, neuropsychological deficits, genome-wide association study-derived polygenic risk, and life impairment indicators were assessed. Data sources were participants, parents, teachers, informants, neuropsychological test results, and administrative records. Adult ADHD diagnoses used DSM-5 criteria, apart from onset age and cross-setting corroboration, which were study outcome measures.

Results: As expected, childhood ADHD had a prevalence of 6% (predominantly male) and was associated with childhood

comorbid disorders, neurocognitive deficits, polygenic risk, and residual adult life impairment. Also as expected, adult ADHD had a prevalence of 3% (gender balanced) and was associated with adult substance dependence, adult life impairment, and treatment contact. Unexpectedly, the childhood ADHD and adult ADHD groups comprised virtually nonoverlapping sets; 90% of adult ADHD cases lacked a history of childhood ADHD. Also unexpectedly, the adult ADHD group did not show tested neuropsychological deficits in childhood or adulthood, nor did they show polygenic risk for childhood ADHD.

Conclusions: The findings raise the possibility that adults presenting with the ADHD symptom picture may not have a childhood-onset neurodevelopmental disorder. If this finding is replicated, then the disorder's place in the classification system must be reconsidered, and research must investigate the etiology of adult ADHD.

AJP in Advance (doi: 10.1176/appi.ajp.2015.14101266)

"I didn't outgrow my ADHD. Did you? Your ADHD. Own it."

—Shane Victorino, athlete and philanthropist

(Advertisement on the web site of *Sports Illustrated*, from the "ADHD: Own It" campaign, www.ownyouradhd.com)

Diagnosing ADHD in adults draws much of its legitimacy from the assumption that it is the same disorder as childhood ADHD, with the same neurodevelopmental etiology, affecting the same individuals from childhood to adulthood. DSM-5 places adult ADHD alongside childhood ADHD in the category of neurodevelopmental disorders, and states, "ADHD begins in childhood" (p. 61). Consensus statements recommend treating adult ADHD on the grounds that it is a continuation from childhood ADHD (1, 54). However, to our knowledge the dual assumptions that adult ADHD is a

neurodevelopmental disorder and begins in childhood remain untested by a prospective longitudinal study of the childhoods of adults with ADHD.

A test is lacking because developmental research on adult ADHD has been limited to two designs, each with a shortcoming that limits inference about childhood origins of adult ADHD (2). Studies with the first design have followed up children with ADHD who were referred, diagnosed, and treated years ago (3–6). This design offers the advantage of prospective childhood data. However, clinical samples have the disadvantage of initial referral biases that limit inference about adult outcomes (7–10). Moreover, follow-ups of clinical childhood ADHD samples have not yielded many participants who meet adult ADHD criteria (3–6). Studies with the second design have surveyed adult ADHD in community samples

(11–14). This design offers the advantage of substantial numbers of adult ADHD cases, unbiased by treatment seeking, as well as comparison subjects who represent the non-ADHD population. However, these studies have the disadvantage of having to rely on participants' retrospective recall for assessing childhood onset and preadult etiological factors. Retrospective recall entails sources of invalidity that limit inference about the developmental origins of the adult disorder (15–17).

We report findings from a third design, a prospective longitudinal study of a representative birth cohort. Within this cohort, we undertook a follow-forward analysis of ADHD cases diagnosed in childhood and a follow-back analysis of ADHD cases diagnosed in adulthood. Our aim was to test whether the correlates of adult ADHD are the same as those of childhood ADHD (18).

METHOD

Sample

The study participants are members of the Dunedin Multidisciplinary Health and Development Study, a longitudinal investigation of health and behavior in a complete birth cohort. The study protocol was approved by the institutional ethical review boards of the participating universities. Participants or their parents gave informed consent before participating. Study members ($N=1,037$; 91% of eligible births; 52% male) were all infants born between April 1972 and March 1973 in Dunedin, New Zealand, who were eligible based on residence in the province and participation in the first assessment at age 3. The cohort represents the full range of socioeconomic status on New Zealand's South Island and matches the New Zealand National Health and Nutrition Survey on adult health indicators (e.g., body mass index, smoking, general practitioner visits) (19). Cohort members are primarily white; less than 7% self-identify as having partial non-Caucasian ancestry, matching the South Island ethnic distribution. Assessments were carried out at birth and at ages 3, 5, 7, 9, 11, 13, 15, 18, 21, 26, 32, and, most recently, 38, when 95% of the 1,007 study members still alive took part. At each assessment, the study member comes to the research unit for a full day of interviews and examinations.

Childhood ADHD Diagnosis

We used the Dunedin Study's group of children diagnosed with ADHD at ages 11, 13, and 15 between 1984 and 1988, as previously reported (20–25). Symptoms were ascertained using the Diagnostic Interview Schedule for Children–Child Version at ages 11 and 13 by a child psychiatrist and at age 15 by trained interviewers. Symptoms were also ascertained at these ages through parent and teacher checklists. Symptom onset before age 7, as required by DSM-III, was confirmed using brief parent/teacher checklists at ages 5 and 7. Research diagnoses based on DSM-III criteria identified 61 children (see Table S1 in the data supplement that accompanies the online edition of this article).

Adult ADHD Diagnosis

Symptoms were ascertained when participants were age 38 through structured diagnostic interviews by trained interviewers with mental-health-related tertiary qualifications and clinical experience. Interviewers were blind to prior data. The reporting period was the past 12 months. Our interview included behavioral examples relevant for adults; 27 items (26–29) were used to operationalize the 18 symptoms of DSM-5 ADHD (30) (see Table S2 in the data supplement). Because informant confirmation and presence of ADHD symptoms in childhood were outcome measures in this study, they were not required for diagnosis. Research diagnoses otherwise followed DSM-5 and identified 31 adults (see Table S1).

Comparison subjects were 920 participants who had never been diagnosed with ADHD in the Dunedin Study.

Correlates

We report on more than 50 measures, selected because they are identified by DSM-5 as correlates of ADHD. Most have been previously published from the Dunedin Study. Table S1 in the data supplement describes each measure.

RESULTS

Prevalence and Continuity

The cohort prevalence of ADHD was 6% in childhood and 3% at age 38 (Table 1), which correspond to previous estimates among children (31–33) and adults (34, 35). Unexpectedly, childhood and adult diagnoses comprised virtually non-overlapping sets of individuals (Figure 1). Follow-forward from childhood ADHD to adult ADHD revealed that only three (5%) of the cohort's 61 childhood cases still met diagnostic criteria at age 38. Follow-back showed that these three individuals constituted only 10% of the cohort's 31 ADHD cases at age 38. (These three individuals were retained in both the child ADHD and adult ADHD groups for subsequent analyses.) We also found that it was not the case that many childhood ADHD cases' adult symptom levels fell just below the five-symptom adult diagnostic threshold (Figure 2).

Sex Distribution

Childhood ADHD cases were predominantly male (see Table 1). Among adult ADHD cases, there was no significant sex difference. All subsequent significance tests included sex as a covariate.

Prospective Onset Before Age 12

Averaged parent/teacher reports from ages 5, 7, 9, and 11 documented markedly elevated symptoms before age 12 (as required by DSM-5) for the childhood ADHD group (effect size=1.60 SD) but only mildly elevated symptoms for the adult ADHD group (effect size=0.33 SD). For example, few adult ADHD cases had at least one symptom that had been rated "2=certainly" by their elementary school teachers, whereas

TABLE 1. Diagnostic Features of ADHD as Diagnosed in Childhood and in Adulthood in the Dunedin Cohort^a

Measure	Non-ADHD Comparison Group		Childhood ADHD Group		Adult ADHD Group		Child ADHD Versus Comparison Group		Adult ADHD Versus Comparison Group	
	%	N	%	N	%	N	χ^2	p	χ^2	p
Prevalence	91.2	920	6.0	61	3.1	31				
Male	49.1	452	78.7	48	61.3	19	17.61	<0.001	1.74	0.187
	Mean	SD	Mean	SD	Mean	SD	F	p	F	p
Measures taken in childhood										
ADHD symptom onset before age 12 (ages 5–11)										
Combined parent/teacher report (z-score)	–0.11	0.89	1.60	1.02	0.33	0.95	184.52	<0.001	6.10	0.014
Confirmation across settings at time of diagnosis (ages 11, 13, and 15)										
Parent report (z-score)	–0.09	0.90	1.18	1.29	0.09	1.17	95.40	<0.001	0.83	0.364
Teacher report (z-score)	–0.14	0.84	1.82	1.19	0.31	0.94	257.24	<0.001	6.63	0.010
Measures taken in adulthood										
Confirmation by informant report (age 38)										
Inattention symptoms (z-score)	–0.09	0.77	0.87	2.20	0.90	1.83	51.81	<0.001	41.87	<0.001
Hyperactive/impulsive symptoms (z-score)	–0.08	0.84	0.81	1.86	0.74	1.69	48.20	<0.001	26.25	<0.001
Parent retrospective recall in participants' 30s	%	N	%	N	%	N	χ^2	p	χ^2	p
Study member had ADHD or symptoms as a child	4.0	35	22.8	13	13.3	4	19.51	<0.001	4.18	0.041
	Mean	SD	Mean	SD	Mean	SD	F	p	F	p
Self-reports at age 38										
Life impairment by ADHD (z-score)	–0.09	0.87	0.29	1.23	2.26	1.45	10.36	<0.001	209.35	<0.001
Life satisfaction (z-score)	0.05	0.97	–0.37	1.01	–0.87	1.33	8.07	0.005	24.98	<0.001
	%	N	%	N	%	N	χ^2	p	χ^2	p
Waste time searching for lost or forgotten items	6.5	56	9.1	5	48.4	15	1.22	0.270	47.18	<0.001
Underachiever, not living up to potential	6.2	54	5.5	3	45.2	14	0.03	0.861	42.45	<0.001
Exhausting or draining to others	2.0	17	3.6	2	29.0	9	0.63	0.428	42.47	<0.001
Accidents or injuries from overdoing it	1.2	10	3.6	2	19.4	6	1.85	0.174	28.91	<0.001
Drive too fast, excessive speeding	3.5	30	3.6	2	22.6	7	0.05	0.832	18.71	<0.001
Tailgate cars, follow too closely	2.5	22	5.5	3	32.3	10	1.29	0.256	43.07	<0.001
Medication for ADHD, ages 21–38	0.1	1	1.8	1	12.9	4	4.11	0.043	12.49	<0.001

^a Statistical tests included sex as a covariate.

most childhood ADHD cases had more than one symptom with this rating (Figure 3).

Cross-Setting Confirmation in Childhood

As expected, the childhood ADHD group's mean symptom scores were markedly elevated according to parents (effect size=1.18 SD) and teachers (effect size=1.82 SD) at the time of diagnosis (ages 11, 13, and 15) (see Table 1). In contrast, the adult ADHD group's mean symptom scores did not differ from those of comparison subjects according to parents (effect size=0.09 SD) and were only modestly elevated according to teachers (effect size=0.31 SD).

Cross-Setting Confirmation in Adulthood

At age 38, symptom checklists were mailed to informants who knew the participant well. According to informants, as adults the childhood ADHD group had significantly elevated symptoms of inattention (effect size=0.87 SD) and hyperactivity/impulsivity (effect size=0.81 SD) (see Table 1). Informants also reported elevated symptoms for the adult

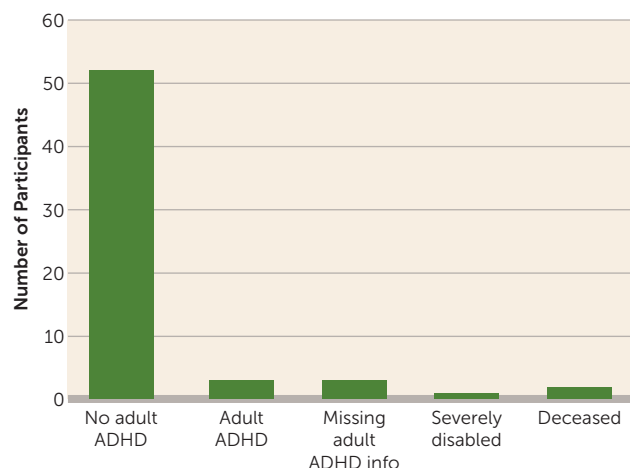
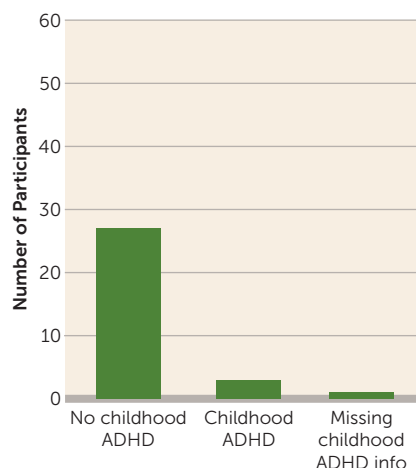
ADHD group (inattention, effect size=0.90 SD; hyperactivity/impulsivity, effect size=0.74 SD).

Retrospective Parental Recall of Onset Before Age 12

Many adult patients rely on their parents' memories of childhood symptom onset. Among childhood ADHD cases, only 23% had parents who recalled that their child had core ADHD symptoms or was diagnosed with ADHD (see Table 1). Thus, 77% of documented childhood ADHD cases were forgotten 20 years later. Also, the parents of 35 comparison subjects (4%) recalled evidence that their child had ADHD.

Self-Perceived ADHD-Associated Adult Impairment

At age 38, using a 5-point interference scale, former ADHD children reported that ADHD symptoms were impairing their adult work and family lives, a significant albeit modest difference from the comparison group (effect size=0.29 SD) (see Table 1). They were also significantly less satisfied with life than were comparison subjects. However, the childhood ADHD group denied having problems such as

FIGURE 1. Childhood ADHD and Adult ADHD Groups in the Dunedin Cohort^a**A. Follow-Forward: Did Those With Childhood ADHD (N=61) Continue to Have Adult ADHD?****B. Follow-Back: Did Those With Adult ADHD (N=31) Have Childhood ADHD?**

^a The figure shows that most of the participants who had childhood ADHD did not have adult ADHD, and most of those with adult ADHD did not have childhood ADHD. The childhood and adult ADHD groups comprised virtually nonoverlapping sets.

being disorganized, underachieving, being exhausting or draining to others, having accidents from overdoing it, and risky driving.

The impairment story was worse for adults with ADHD. They reported markedly elevated impairment as a result of ADHD-associated problems (effect size=2.26 SD), felt less satisfied with their lives, and reported problems stemming from being disorganized, underachieving, exhausting or draining to others, having accidents from overdoing it, and risky driving.

ADHD Medication

This cohort was unmedicated for ADHD during childhood, as prescribing medication for ADHD was rare in New Zealand in the 1970s and 1980s. Use of medication has remained rare in the treatment of adults with ADHD in New Zealand. ADHD medication (methylphenidate, *d*-amphetamine, atomoxetine) was ever used during adulthood by only five persons (see Table 1): one comparison subject with illicit methylphenidate use and four adult ADHD participants, of whom one also had childhood ADHD. (Only one childhood ADHD and two adult ADHD cases took ADHD medication at the time of the age 38 assessment.)

Mental Health in Childhood

As expected, the childhood ADHD group had significantly elevated rates of conduct disorder, depression, and anxiety as children (Table 2). Although the adult ADHD group shared a childhood history of conduct disorder, this link was more prominent among childhood ADHD cases (59%) than among adult ADHD cases (31%).

Mental Health in Adulthood

Neither the childhood ADHD nor the adult ADHD group had significantly elevated rates of mania, depression, or anxiety

disorders as adults (see Table 2). The adult ADHD group had significantly elevated rates of persistently diagnosed dependence on alcohol, cannabis, or other drugs (48.4%) and persistent tobacco dependence (38.7%). Among adults with ADHD, a significant 70% reported contact between ages 21 and 38 with a professional for a mental health problem (a general practitioner, a psychologist,

or a psychiatrist, including for addiction treatment) and 48.4% of them had taken medication for a problem other than ADHD, in the following order: depression, anxiety, psychological trauma, substance treatment, and eating disorder.

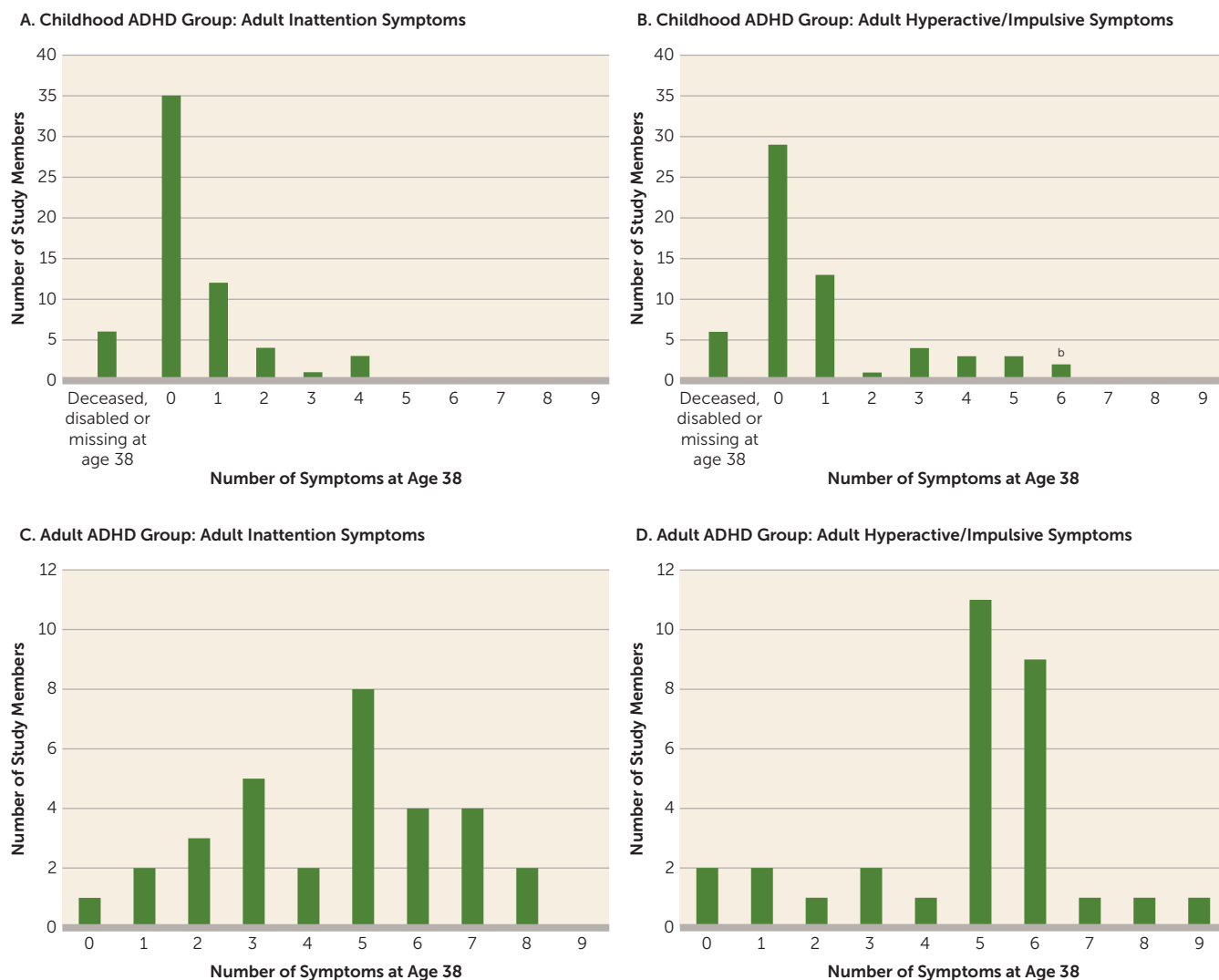
Cognitive Assessments in Childhood

As expected, the childhood ADHD group showed significant cognitive deficits as children (Table 3). As a group, they scored 0.55 standard deviations below the norm on our composite measure of brain integrity at age 3. As school-age children, their mean IQ score was 10 points below the norm. They exhibited deficits in reading achievement, on the Trail Making Test, part B (a commonly used test of executive control), and on verbal learning–delayed recall. In comparison, the adult ADHD group had evidenced no significant tested cognitive deficits as children, apart from mild reading delay.

Cognitive Assessments in Adulthood

Although participants with childhood ADHD may have outgrown their ADHD diagnosis, they did not outgrow their cognitive difficulties. At age 38, their mean IQ remained 10 points below the norm (see Table 3). The childhood ADHD group also showed a deficit on the Cambridge Neuropsychological Test Automated Battery (CANTAB) rapid visual processing “continuous performance test”; they scored under par for attentional vigilance and made more false-alarm errors from jumping to respond too soon. They still had significant deficits on the Trail Making Test, part B, and on verbal learning recall. Despite these tested deficits, participants with childhood ADHD self-reported only mildly elevated cognitive complaints in adulthood (effect size=0.14 SD).

In comparison, participants with adult ADHD had relatively few tested cognitive deficits as adults, apart from scoring significantly below comparison subjects on perceptual reasoning and having more false alarms on the rapid

FIGURE 2. Adult Symptoms in the Childhood ADHD and Adult ADHD Groups in the Dunedin Cohort^a

^a The childhood ADHD and adult ADHD groups did not overlap. This was not simply because many childhood ADHD cases just missed the five-symptom threshold for adult diagnosis. Panels A and B show how many childhood ADHD cases had each level of adult ADHD inattention and hyperactive/impulsive symptoms. For comparison, panels C and D show how many adult ADHD cases had each level of adult symptoms. (Three individuals who had ADHD both in childhood and as adults are included in all graphs.)

^b Two study members with current schizophrenia at age 38 were excluded from the adult ADHD diagnosis, per DSM-5.

visual processing test. Despite their lack of tested deficits in childhood and relatively mild tested deficits in adulthood, our adults with ADHD reported many subjective cognitive complaints, scoring 1.62 standard deviations above the norm (and 1.48 standard deviations worse than the childhood ADHD group).

Polygenic Risk

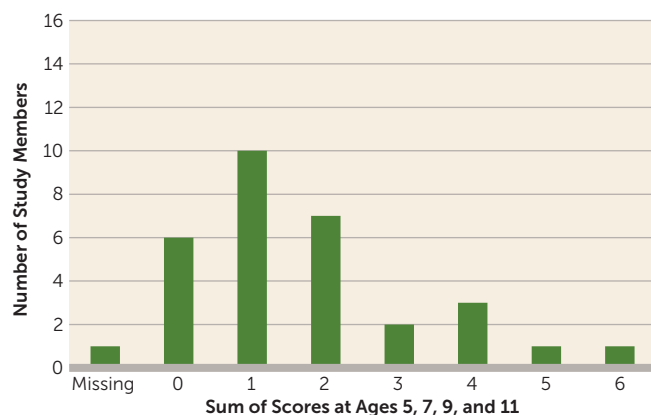
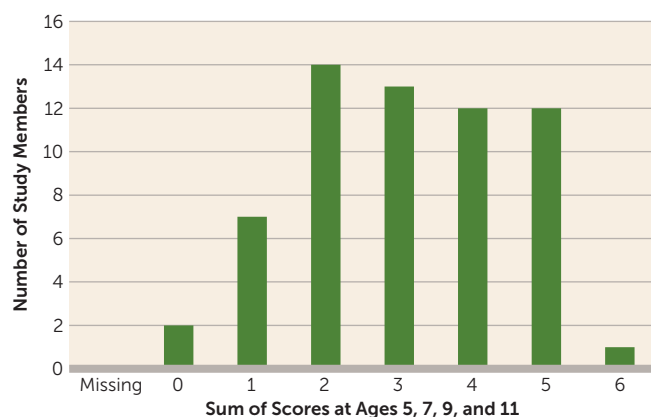
A genome-wide polygenic risk score derived from genome-wide association studies (GWAS) of childhood ADHD was significantly elevated in the childhood ADHD group, but not in the adult ADHD group (see Table 3).

Life Functioning in Adulthood

Relative to the comparison group, a significantly smaller percentage of the childhood ADHD group completed a university degree, and they reported significantly lower incomes,

somewhat fewer saving behaviors, and more troubles with debt and cash flow (Table 4). Administrative records revealed that the childhood ADHD group had significantly lower credit ratings, longer duration of social welfare benefit receipt, more injury-related insurance claims, and more criminal convictions.

Although the adult ADHD group did not differ significantly from the comparison group on university education or income, they reported significantly fewer saving behaviors and more troubles with debt and cash flow. Administrative records revealed that the adult ADHD group also had significantly lower credit ratings, longer duration of social welfare benefit receipt, and more injury-related insurance claims than the comparison group. The criminal conviction rate was elevated but was not significantly different from the rate for comparison subjects.

FIGURE 3. Childhood Symptom Scores for the Childhood ADHD and Adult ADHD Groups in the Dunedin Cohort^a**A. Adult ADHD Group (N=31)****B. Childhood ADHD Group (N=61)**

^a Few adult ADHD cases had childhood onset before age 12. We used the available items rated by teachers at child ages 5, 7, 9, and 11: "very restless, often running about or jumping up and down, hardly ever still," "squirmy, fidgety child," "poor concentration, short attention span." Items were rated 0=does not apply, 1=applies somewhat, or 2=certainly applies, yielding a range from 0 to 6. Ratings were summed at each age, then averaged across ages 5, 7, 9, and 11. As shown in panel A, few adult ADHD group members (N=31) had at least one symptom rated "2=certainly" by their teachers, whereas, as shown in panel B, most childhood ADHD group members (N=61) had more than one symptom rated "2=certainly." (Three individuals who had ADHD in childhood and as adults are included in all graphs.)

DISCUSSION

In 2013, DSM-5 newly formalized the criteria for diagnosing ADHD in adults. DSM-5, clinicians, and the public presume that adult ADHD is the same childhood-onset neurodevelopmental disorder as childhood ADHD, but is it? To answer this question, we described in parallel the life course of individuals who met criteria for the familiar diagnosis of childhood ADHD and individuals who met criteria for the newer diagnosis of adult ADHD. Like previous follow-ups of individuals with childhood ADHD, we found that individuals with childhood ADHD tended to outgrow the full ADHD diagnosis but continued to experience difficulties in life adjustment into their 30s. Like previous surveys of adults with ADHD, we found that these adults showed ample

evidence of impairment warranting clinical intervention. However, our follow-back revealed that, in this cohort, the adult syndrome did not represent a continuation from a childhood-onset neurodevelopmental disorder. To our knowledge, this is the first follow-back prospective study of the childhood origins of individuals diagnosed with DSM-5 adult ADHD; thus, our novel finding must be evaluated in future studies.

Our study offered certain design advantages. Our four-decade study supported both follow-forward and follow-back analyses of a representative birth cohort, in which ADHD cases were ascertained without bias by referral or treatment. Participants' self-reports could be supplemented by independent sources: parents, teachers, informants, formal cognitive testing, and administrative records.

This study also has limitations. First, as the findings were not hypothesized in advance, replication in other cohorts is imperative. Second, childhood ADHD was diagnosed using the edition of DSM that was current at the time, which was DSM-III. Third, because ADHD was deemed a childhood-only disorder in DSM-III-R, our study did not assess ADHD during the participants' 20s. Thus, we were unable to trace the decline in symptoms for childhood cases or the emergence of symptoms for adult cases. Fourth, our adult ADHD group was small, which limited statistical power and our ability to examine heterogeneity within this group. However, the nonsignificant effect sizes were very small, suggesting that lack of power was not the reason for the lack of significant differences. Fifth, personality disorder was not ascertained. Sixth, we lacked neuroimaging data to test the neurodevelopmental hypothesis, but to our knowledge, no multidecade longitudinal neuroimaging study of a population-representative cohort is available. Finally, the fact that our cohort's ADHD cases were unbiased by clinical referral and largely untreated with ADHD medications is an advantage for studying the natural history of ADHD, but it may be a disadvantage for clinicians needing an evidence base that generalizes to patients in treatment.

The Childhood ADHD Group

The Dunedin cohort's childhood ADHD cases conformed to expectations derived from past research on childhood ADHD (30). This conformity allays concerns about the use of this cohort for researching ADHD. The prevalence was 6%, and most were boys. Participants with childhood ADHD had the expected comorbid conditions, particularly conduct and anxiety disorders. They showed elevated polygenic risks identified in previous childhood ADHD GWAS. They exhibited neurocognitive dysfunctions as early as age 3, and they had poor cognitive test performance, consistent with the conceptualization of ADHD as a neurodevelopmental disorder (36, 37).

As 38-year-old adults, the former ADHD children also conformed to expectations derived from previous studies that have followed ADHD children to adulthood (5, 18). All but three of them no longer met full diagnostic criteria for ADHD.

TABLE 2. Mental Health Comorbidity Associated With ADHD as Diagnosed in Childhood and Adulthood^a

Measure	Non-ADHD Comparison Group		Childhood ADHD Group		Adult ADHD Group		Child ADHD Versus Comparison Group		Adult ADHD Versus Comparison Group	
	%	N	%	N	%	N	χ^2	p	χ^2	p
Measures taken in childhood										
Childhood diagnoses										
Conduct disorder diagnosis	14.4	128	59.0	36	31.0	9	49.97	<0.001	5.08	0.024
Depression diagnosis	4.6	41	27.9	17	0.0	0	42.41	<0.001	0.50	0.481
Any anxiety diagnosis	18.4	163	54.1	33	13.8	4	43.83	<0.001	0.29	0.589
Measures taken in adulthood										
Adult diagnoses										
Posttraumatic stress disorder ^b	14.4	132	24.6	15	22.6	7	7.17	0.007	2.11	0.147
Attempted suicide ^b	12.4	114	23.0	14	19.4	6	7.13	0.008	1.58	0.209
Mania ^b	1.0	9	0.0	0	0.0	0	0.00	0.992	0.09	0.765
Major depression ^c	21.7	197	25.0	15	32.3	10	2.06	0.151	2.86	0.091
Any anxiety disorder ^c	27.6	251	31.7	19	32.3	10	2.83	0.093	0.75	0.386
Substance dependence ^c	20.7	188	30.0	18	48.4	15	0.69	0.405	10.47	0.001
Tobacco dependence ^c	23.4	212	28.3	17	38.7	12	0.86	0.353	3.90	0.048
Medications for non-ADHD psychiatric disorders ^d	14.0	122	25.5	14	48.4	15	7.61	0.006	23.65	<0.001
Mental health treatment contact ^d	46.2	401	49.1	27	70.0	21	2.18	0.140	8.37	0.004

^a Statistical tests included sex as a covariate.^b Lifetime diagnosis.^c Persistent diagnosis (two or more of five assessment points).^d Between ages 21 and 38.

This is consistent with results of a meta-analysis (38) reporting that only 16% of childhood ADHD cases continue to meet diagnostic criteria into their 20s, and this percentage continues declining thereafter. It was not the case that the group had symptoms just below the adult diagnostic threshold. Despite having shed their childhood diagnoses, they retained the neuropsychological deficits that signify ADHD as a neurodevelopmental disorder. Consistent with these deficits, few had managed to obtain a university degree, and they were struggling financially. Many had experienced posttraumatic stress disorder, a suicide attempt, injury-related insurance claims, or adult criminal convictions. This former ADHD group rated ADHD symptoms as still exerting a mildly impairing effect on their adult lives.

The Adult ADHD Group

The Dunedin cohort's adult ADHD cases met DSM-5 diagnostic criterion A—five or more symptoms of inattention or of hyperactivity/impulsivity—in our interview. The group met criterion C—symptoms in two or more settings—by informant reports of elevated symptoms. The group met criterion D—interference with activities—as they reported markedly elevated life impairment.

We did not ask participants about criterion B, onset before age 12, because retrospective recall of psychiatric symptoms across decades has poor validity and yields false negative reports of childhood-onset hyperactivity (39–41). Consistent with this, in parent interviews when our study members were in their 30s, the parents of 78% of the participants with childhood ADHD had forgotten their child's ADHD onset before age 12 (despite having reported the child's symptoms at ages 5, 7, 9, and 11). Retrospective recall also yields false

positives; the parents of 35 comparison subjects recalled their child having childhood ADHD. Considering this invalidity, an alternative is to require prospective evidence of pre-age-12 symptoms (see Figure 3); doing so would yield a near-zero prevalence of adult ADHD meeting full DSM-5 criteria (0.03%). We suspect that, like us, clinicians often ignore the childhood-onset criterion for adult patients needing treatment.

With DSM-5 diagnoses made on the basis of symptoms, we obtained a prevalence rate of about 3% and a near-equal sex balance, matching previous cross-sectional surveys of adult ADHD. However, contrary to our expectations, we did not find evidence that adult ADHD so defined is a childhood-onset neurodevelopmental disorder. Our first hint was the elevated prevalence in women, which has been reported before and differs from childhood ADHD. Second, when we exploited our study's prospective design, we found evidence that almost none of the participants with adult ADHD had ADHD as children. Moreover, as a group, those with adult ADHD did not have symptoms just below the threshold at the time of childhood diagnosis; according to their parents' reports, their mean symptom score was normative then. Although teacher symptom ratings were mildly elevated, the elevation represented a level far below the threshold for diagnosis.

Third, and most surprising, as a group, participants with adult ADHD lacked the childhood neuropsychological deficits that are the signature of ADHD as a neurodevelopmental disorder. For example, their mean WISC-R IQ was only 2 points below the population norm of 100. When retested at age 38, their mean WAIS-IV IQ was 3 points below the norm. They did not differ significantly from comparison subjects

TABLE 3. Neuropsychological Assessment Results Associated With ADHD as Diagnosed in Childhood and Adulthood^a

Measure	Non-ADHD Comparison Group		Childhood ADHD Group		Adult ADHD Group		Child ADHD Versus Comparison Group		Adult ADHD Versus Comparison Group	
	Mean	SD	Mean	SD	Mean	SD	F	p	F	p
Measures taken in childhood										
Brain integrity, age 3 (z-score)	0.06	0.93	-0.55	1.24	-0.13	0.94	20.86	<0.001	1.09	0.296
WISC-R full-scale IQ, ages 7–11	101.12	13.79	89.43	16.17	97.80	14.69	44.43	<0.001	1.91	0.167
Reading achievement, ages 7–11 (z-score)	0.09	0.95	-0.87	0.95	-0.38	0.97	47.34	<0.001	5.91	0.015
Trail Making Test, part B, age 13 (seconds)	35.95	15.81	48.60	25.44	35.12	10.47	24.81	<0.001	0.05	0.823
Rey Auditory-Verbal Learning Test, delayed recall, age 13 (z-score)	0.06	0.97	-0.69	1.12	-0.21	1.04	20.76	<0.001	1.23	0.268
Measures taken in adulthood at age 38										
WAIS-IV										
Full-scale IQ	100.77	14.56	89.96	16.24	96.94	18.14	30.47	<0.001	2.29	0.131
Verbal comprehension index	100.57	14.79	91.80	15.58	99.00	15.92	22.09	<0.001	0.56	0.454
Perceptual reasoning index	100.60	14.65	93.43	17.03	95.31	17.58	15.17	<0.001	4.37	0.037
Working memory index	100.61	14.72	91.44	14.94	98.68	18.04	25.28	<0.001	0.84	0.360
Processing speed index	100.76	14.76	90.53	15.32	96.45	14.96	16.33	<0.001	1.62	0.203
Cambridge Neuropsychological Test Automated Battery (CANTAB) rapid visual processing test										
A-prime (vigilance) (z-score)	0.05	0.96	-0.69	1.26	-0.23	1.18	28.37	<0.001	2.28	0.132
Total false alarms (z-score)	-0.04	0.95	0.42	1.46	0.37	1.15	12.09	<0.001	5.13	0.024
Trail Making Test, part B (seconds)	63.44	20.15	77.56	25.87	69.87	22.78	20.35	<0.001	2.55	0.111
Rey Auditory-Verbal Learning Test, delayed recall (z-score)	0.04	0.98	-0.53	1.12	-0.09	1.15	8.45	0.004	0.07	0.789
Self-reported cognitive complaints (z-scores)	-0.06	0.95	0.14	0.96	1.62	1.22	5.57	0.019	98.56	<0.001
GWAS-discovered childhood ADHD polygenic risk ^b										
Polygenic risk score (z-score)	-0.01	0.98	0.28	1.00	-0.08	0.98	4.14	0.042	0.12	0.728

^a Statistical tests included sex as a covariate.^b GWAS=genome-wide association study. Childhood ADHD polygenic risk was analyzed in non-Maori study members (comparison subjects, N=839; child ADHD group, N=53; adult ADHD group, N=28); means and statistical tests were also adjusted for potential ethnic stratification.

on the WAIS-IV working memory index or a continuous-performance test of attentional vigilance, which are generally considered cardinal deficits in individuals with ADHD (42). Meta-analyses have reported wider cognitive differences between adults with ADHD and comparison subjects (43, 44), but it should be remembered that studies in these meta-analyses were biased toward finding larger differences because they compared clinical ADHD patients with non-ADHD comparison subjects who did not represent the range of cognitive abilities in the non-ADHD population (44, 45). Despite lacking tested neuropsychological deficits, the adult ADHD group reported elevated cognitive complaints in our interview—for example, that they forget what they came to the shop to buy, cannot think when the TV or radio is on, or have word-finding difficulty. This discrepancy between test scores and subjective complaints has been reported in adult ADHD before and is not yet understood (46, 47).

Treatment Need

Our data suggest the possibility that adult ADHD may not be the same disorder as childhood ADHD. Does this imply that adults presenting with the ADHD symptom picture do not need treatment? Unequivocally no. Life interference that

warrants treatment was independently confirmed by official records of injury-related insurance claims and low credit ratings. Treatment need was also indicated by the adults' self-reports that their lives tend to be marred by dissatisfaction, everyday cognitive problems, and troubles with debt, cash flow, and inadequate saving behaviors, and they tended to believe that they waste time because of being disorganized, have failed to fulfill their potential, are exhausting or draining to others, have accidents from overdoing it, and take risks while driving by tailgating and speeding. Interestingly, 70% of these adults reported mental health treatment contact during their 20s and 30s. As such, they were getting professional attention, but not the treatment of choice for ADHD; only 13% had been treated with methylphenidate or atomoxetine. To be fair to their physicians, applying the ADHD diagnosis to adults was only highlighted by DSM-5 in 2013, after we made our diagnoses. In any case, we found ample evidence of treatment need and treatment contact.

Diagnostic Possibilities

The remaining question is, if these impaired adults do not have the neurodevelopmental disorder of ADHD, what do they have? At 38, this cohort is too young for prodromal dementia. The possibility of malingering has been raised

TABLE 4. Adult Life Functioning Associated With ADHD as Diagnosed in Childhood and Adulthood^a

Measure	Non-ADHD Comparison Group		Childhood ADHD Group		Adult ADHD Group		Child ADHD Versus Comparison Group		Adult ADHD Versus Comparison Group	
	%	N	%	N	%	N	χ^2	p	χ^2	p
University degree, age 38	30.3	263	10.9	6	20.0	6	6.65	0.010	1.14	0.286
	Mean	SD	Mean	SD	Mean	SD	F	p	F	p
Personal income, age 38 (z-score)	0.02	1.01	-0.21	0.89	-0.14	0.90	15.60	<0.001	2.62	0.106
Savings behavior, age 38 (z-score)	0.03	0.99	-0.22	1.10	-0.50	1.09	3.50	0.062	8.67	0.003
Troubles with debt, cash flow, age 38 (z-score)	-0.05	0.93	0.50	1.39	0.70	1.53	15.30	<0.001	18.19	<0.001
Credit scores, ages 33–38 ^b	682.87	161.92	590.38	218.36	597.07	198.13	11.63	<0.001	5.89	0.016
	Mean	SD	Mean	SD	Mean	SD	z	p	z	p
Months receiving government benefits, ages 21–38 ^b	22.15	42.02	57.13	69.39	39.63	57.77	20.88	<0.001	6.87	0.009
Number of injury insurance claims, ages 21–38 ^b	6.52	6.93	10.91	13.23	9.94	9.47	1.92	0.056	2.94	0.003
Number of adult criminal convictions, ages 18–38 ^b	1.71	6.95	8.88	19.44	5.29	14.81	2.70	0.007	1.36	0.174
Number of driving-related convictions, ages 18–38 ^b	0.45	1.70	1.38	3.57	0.87	1.96	1.77	0.078	1.04	0.300

^a Statistical tests included sex as a covariate.^b Statistical tests also control for months spent living in New Zealand.

(48, 49), but this can be discarded, as Dunedin Study members lack any motive to fabricate their reports to us.

A second possibility is that they should not have been diagnosed with ADHD because their symptoms and impairment might be better explained by another disorder (exclusionary criterion E). Although they did not have elevated rates of depression or anxiety from ages 21 to 38, we know that as adults nearly half of them had persistent substance dependence, as diagnosed on multiple occasions by the Study. It is tempting to conclude that adult ADHD is secondary to substance abuse. Unfortunately, our data cannot resolve the question of whether substance abuse led to ADHD symptoms or whether adult ADHD symptoms antedated substance abuse. Disentangling which symptoms are primary and secondary is likewise difficult in clinical practice. Ubiquitous comorbidity for adults with ADHD has been reported before (12), suggesting the hypothesis that ADHD symptoms in adults in their 30s might be the psychiatric equivalent of fever, a syndrome that accompanies many different illnesses and is diagnostically nonspecific but signals treatment need. However, 55% of our participants with adult ADHD had no other concurrent diagnosis at age 38; the ADHD symptom picture can present alone in adults.

A third intriguing possibility is that adult ADHD is a bona fide disorder that has unfortunately been mistaken for the neurodevelopmental disorder of ADHD because of surface similarities, and given the wrong name. This possibility would illustrate an oft-bemoaned disadvantage of a diagnostic system based on symptoms alone without recourse to etiological information: overreliance on face validity. We found little evidence that ADHD in adults had a childhood onset. Interestingly, there is strong scientific consensus that it is extremely difficult to document childhood onset in adults

with ADHD (3, 50, 51). The frequent interpretation has been that childhood-onset ADHD was there but patients do not remember it. Our finding suggests the contrary hypothesis that there is an adult-onset form of ADHD. If this hypothesis is supported by research, then adult ADHD's place in DSM (and its diagnostic criteria) may need reconsideration. Ironically, by requiring childhood onset and neurodevelopmental origins, DSM-5 leaves these impaired adults out of the classification system. We found little evidence that neuropsychological dysfunction is the core etiological feature of DSM-5 adult ADHD. Other research has uncovered different etiological factors for childhood and adult ADHD, including heritability differences (52, 53). Likewise, we found that childhood ADHD-associated polygenic risk did not characterize adult ADHD. Unfortunately, the assumption that adult ADHD is the same as childhood ADHD and therefore that its causes have already been researched may be discouraging etiological research into adult ADHD. If our finding of no childhood-onset neurodevelopmental abnormality for the majority of adult ADHD cases is confirmed by others, then the etiology for adults with an ADHD syndrome will need to be found.

AUTHOR AND ARTICLE INFORMATION

From the Department of Psychology and Neuroscience, the Department of Psychiatry and Behavioral Sciences, School of Medicine, the Center for Genomic and Computational Biology, and the Social Science Research Institute, Duke University, Durham, N.C.; the Social, Genetic, and Developmental Psychiatry Centre, Institute of Psychiatry, King's College London; the Department of Psychology, University of Otago, Dunedin, New Zealand; the Department of Psychology, Arizona State University, Tempe; the Department of Psychiatry, University of São Paulo Medical School, São Paulo, Brazil; and the Department of Psychiatry, Federal University of Rio Grande do Sul, Porto Alegre, Brazil.

Address correspondence to Dr. Moffitt (terrie.moffitt@duke.edu).

The Dunedin Multidisciplinary Health and Development Research Unit is supported by the New Zealand Health Research Council. This research received primary grant support from the U.S. National Institute on Aging (AG032282), the U.K. Medical Research Council (MR/K00381X), and the Jacobs Foundation.

The authors thank the members of the DSM-5 Working Group on ADHD and Disruptive Disorders, the Dunedin Study members, their families, Unit research staff, and study founder Phil Silva.

Dr. Asherson has received funds for consultancy or sponsored talks on behalf of King's College London for Eli Lilly, GW Pharmaceuticals, Janssen-Cilag, Novartis, PCM Scientific, QbTech, Shire, and Vifor Pharma and has received unrestricted education or research awards on behalf of King's College London from Eli Lilly, GW Pharmaceuticals, Janssen, Novartis, PCM Scientific, Shire, and Vifor Pharma. Dr. Polanczyk is supported by the National Council for Scientific and Technological Development (CNPq) (Bolsa de Produtividade em Pesquisa); he has served as a speaker and consultant to Shire, developed educational material for Janssen-Cilag and Shire, and receives royalties from Manole Publishing. Dr. Rohde has served as a consultant, speaker, or advisory board member for Eli Lilly, Janssen-Cilag, Novartis, and Shire and has received travel funds from Shire; he receives royalties from Oxford University Press and ArtMed. The other authors report no financial relationships with commercial interests.

Received Oct. 13, 2014; revisions received Jan. 16 and Feb. 19, 2015; accepted Feb. 27, 2015.

REFERENCES

- Kooij SJ, Bejerot S, Blackwell A, et al: European consensus statement on diagnosis and treatment of adult ADHD: the European Network Adult ADHD. *BMC Psychiatry* 2010; 10:67
- Cantwell DP: Hyperactive children have grown up: what have we learned about what happens to them? *Arch Gen Psychiatry* 1985; 42: 1026-1028
- Barkley RA, Fischer M, Smallish L, et al: Young adult follow-up of hyperactive children: antisocial activities and drug use. *J Child Psychol Psychiatry* 2004; 45:195-211
- Biederman J, Petty CR, Woodworth KY, et al: Adult outcome of attention-deficit/hyperactivity disorder: a controlled 16-year follow-up study. *J Clin Psychiatry* 2012; 73:941-950
- Klein RG, Mannuzza S, Olazagasti MAR, et al: Clinical and functional outcome of childhood attention-deficit/hyperactivity disorder 33 years later. *Arch Gen Psychiatry* 2012; 69:1295-1303
- Mannuzza S, Klein RG, Bessler A, et al: Adult psychiatric status of hyperactive boys grown up. *Am J Psychiatry* 1998; 155:493-498
- Berkson J: Limitations of the application of fourfold table analysis to hospital data. *Biometrics* 1946; 2:47-53
- Cohen P, Cohen J: The clinician's illusion. *Arch Gen Psychiatry* 1984; 41:1178-1182
- Gaub M, Carlson CL: Gender differences in ADHD: a meta-analysis and critical review. *J Am Acad Child Adolesc Psychiatry* 1997; 36: 1036-1045
- Kokmen E, Ozsarfaty Y, Beard CM, et al: Impact of referral bias on clinical and epidemiological studies of Alzheimer's disease. *J Clin Epidemiol* 1996; 49:79-83
- Bernardi S, Faraone SV, Cortese S, et al: The lifetime impact of attention deficit hyperactivity disorder: results from the National Epidemiologic Survey on Alcohol and Related Conditions (NESARC). *Psychol Med* 2012; 42:875-887
- Kessler RC, Adler L, Barkley R, et al: The prevalence and correlates of adult ADHD in the United States: results from the National Comorbidity Survey Replication. *Am J Psychiatry* 2006; 163:716-723
- Kooij JJS, Buitelaar JK, van den Oord EJ, et al: Internal and external validity of attention-deficit hyperactivity disorder in a population-based sample of adults. *Psychol Med* 2005; 35:817-827
- Matte B, Anselmi L, Salum GA, et al: ADHD in DSM-5: a field trial in a large, representative sample of 18- to 19-year old adults. *Psychol Med* (Epub ahead of print, June 23, 2014)
- Coughlin SS: Recall bias in epidemiologic studies. *J Clin Epidemiol* 1990; 43:87-91
- Moffitt TE, Caspi A, Taylor A, et al: How common are common mental disorders? Evidence that lifetime prevalence rates are doubled by prospective versus retrospective ascertainment. *Psychol Med* 2010; 40:899-909
- Simon GE, VonKorff M: Recall of psychiatric history in cross-sectional surveys: implications for epidemiologic research. *Epidemiol Rev* 1995; 17:221-227
- Matte B, Rohde LA, Grevet EH: ADHD in adults: a concept in evolution. *Atten Defic Hyperact Disord* 2012; 4:53-62
- Poulton R, Hancox R, Milne B, et al: The Dunedin Multidisciplinary Health and Development Study: are its findings consistent with the overall New Zealand population? *N Z Med J* 2006; 119:U2002
- Anderson JC, Williams S, McGee R, et al: DSM-III disorders in preadolescent children: prevalence in a large sample from the general population. *Arch Gen Psychiatry* 1987; 44:69-76
- Anderson J, Williams S, McGee R, et al: Cognitive and social correlates of DSM-III disorders in preadolescent children. *J Am Acad Child Adolesc Psychiatry* 1989; 28:842-846
- Caspi A, Langley K, Milne B, et al: A replicated molecular genetic basis for subtyping antisocial behavior in children with attention-deficit/hyperactivity disorder. *Arch Gen Psychiatry* 2008; 65: 203-210
- McGee R, Feehan M, Williams S, et al: DSM-III disorders from age 11 to age 15 years. *J Am Acad Child Adolesc Psychiatry* 1992; 31: 50-59
- Mill JS, Caspi A, McClay J, et al: The dopamine D4 receptor and the hyperactivity phenotype: a developmental-epidemiological study. *Mol Psychiatry* 2002; 7:383-391
- Moffitt TE: Juvenile delinquency and attention deficit disorder: boys' developmental trajectories from age 3 to age 15. *Child Dev* 1990; 61:893-910
- American Psychiatric Association: DSM-5: Options being considered for ADHD. Washington, DC, American Psychiatric Association, 2010
- Barkley RA, Murphy KR, Fischer M: ADHD in Adults: What the Science Says. New York, Guilford, 2008
- Kessler RC, Green JG, Adler DA, et al: Structure and diagnosis of adult attention-deficit/hyperactivity disorder: analysis of expanded symptom criteria from the Adult ADHD Clinical Diagnostic Scale. *Arch Gen Psychiatry* 2010; 67:1168-1178
- Manuzza S: Diagnosing ADHD in Adults: DSM-IV Controversies and DSM-V Recommendations: Review Prepared for the American Psychiatric Association (DSM-V Disruptive Behavior Disorders Workgroup). Washington, DC, American Psychiatric Association, 2008
- American Psychiatric Association: Diagnostic and Statistical Manual of Mental Disorders, 5th ed. Washington, DC, American Psychiatric Association, 2013
- Polanczyk G, de Lima MS, Horta BL, et al: The worldwide prevalence of ADHD: a systematic review and meta-regression analysis. *Am J Psychiatry* 2007; 164:942-948
- Polanczyk GV, Willcutt EG, Salum GA, et al: ADHD prevalence estimates across three decades: an updated systematic review and meta-regression analysis. *Int J Epidemiol* 2014; 43:434-442
- Willcutt EG: The prevalence of DSM-IV attention-deficit/hyperactivity disorder: a meta-analytic review. *Neurotherapeutics* 2012; 9:490-499
- Fayyad J, De Graaf R, Kessler R, et al: Cross-national prevalence and correlates of adult attention-deficit hyperactivity disorder. *Br J Psychiatry* 2007; 190:402-409
- Simon V, Czobor P, Bálint S, et al: Prevalence and correlates of adult attention-deficit hyperactivity disorder: meta-analysis. *Br J Psychiatry* 2009; 194:204-211

36. Frazier TW, Demaree HA, Youngstrom EA: Meta-analysis of intellectual and neuropsychological test performance in attention-deficit/hyperactivity disorder. *Neuropsychology* 2004; 18:543–555
37. Martinussen R, Hayden J, Hogg-Johnson S, et al: A meta-analysis of working memory impairments in children with attention-deficit/hyperactivity disorder. *J Am Acad Child Adolesc Psychiatry* 2005; 44:377–384
38. Faraone SV, Biederman J, Mick E: The age-dependent decline of attention deficit hyperactivity disorder: a meta-analysis of follow-up studies. *Psychol Med* 2006; 36:159–165
39. Henry B, Moffitt TE, Caspi A, et al: On the “remembrance of things past”: a longitudinal evaluation of the retrospective method. *Psychol Assess* 1994; 6:92–101
40. Miller CJ, Newcorn JH, Halperin JM: Fading memories: retrospective recall inaccuracies in ADHD. *J Atten Disord* 2010; 14:7–14
41. Todd RD, Huang H, Henderson CA: Poor utility of the age of onset criterion for DSM-IV attention deficit/hyperactivity disorder: recommendations for DSM-V and ICD-11. *J Child Psychol Psychiatry* 2008; 49:942–949
42. Barkley RA: Behavioral inhibition, sustained attention, and executive functions: constructing a unifying theory of ADHD. *Psychol Bull* 1997; 121:65–94
43. Boonstra AM, Oosterlaan J, Sergeant JA, et al: Executive functioning in adult ADHD: a meta-analytic review. *Psychol Med* 2005; 35:1097–1108
44. Hervey AS, Epstein JN, Curry JF: Neuropsychology of adults with attention-deficit/hyperactivity disorder: a meta-analytic review. *Neuropsychology* 2004; 18:485–503
45. Faraone SV, Biederman J, Doyle A, et al: Neuropsychological studies of late onset and subthreshold diagnoses of adult attention-deficit/hyperactivity disorder. *Biol Psychiatry* 2006; 60:1081–1087
46. Barkley RA, Murphy KR: Impairment in occupational functioning and adult ADHD: the predictive utility of executive function (EF) ratings versus EF tests. *Arch Clin Neuropsychol* 2010; 25:157–173
47. Biederman J, Petty CR, Fried R, et al: Discordance between psychometric testing and questionnaire-based definitions of executive function deficits in individuals with ADHD. *J Atten Disord* 2008; 12: 92–102
48. Quinn CA: Detection of malingering in assessment of adult ADHD. *Arch Clin Neuropsychol* 2003; 18:379–395
49. Suhr J, Hammers D, Dobbins-Buckland K, et al: The relationship of malingering test failure to self-reported symptoms and neuropsychological findings in adults referred for ADHD evaluation. *Arch Clin Neuropsychol* 2008; 23:521–530
50. Kielsing C, Kielsing RR, Rohde LA, et al: The age at onset of attention deficit hyperactivity disorder. *Am J Psychiatry* 2010; 167:14–16
51. McGough JJ, Barkley RA: Diagnostic controversies in adult attention deficit hyperactivity disorder. *Am J Psychiatry* 2004; 161:1948–1956
52. Franke B, Faraone SV, Asherson P, et al: The genetics of attention deficit/hyperactivity disorder in adults: a review. *Mol Psychiatry* 2012; 17:960–987
53. Kessler RC, Adler LA, Barkley R, et al: Patterns and predictors of attention-deficit/hyperactivity disorder persistence into adulthood: results from the national comorbidity survey replication. *Biol Psychiatry* 2005; 57:1442–1451
54. National Institute for Health and Clinical Excellence (NICE): Attention Deficit Hyperactivity Disorder: Diagnosis and Management of ADHD in Children, Young People, and Adults (NICE Clinical Guideline 72). Manchester, UK, NICE, 2008, revised 2013 (guidance. nice.org.uk/cg72)