Osteopathic GME Match Report

For the 2014 Match



Prepared by the American Association of Colleges of Osteopathic Medicine, with participation by the American Osteopathic Association and the National Board of Osteopathic Medical Examiners, September 2015

Copyright © 2015, AACOM.
All rights reserved.
Cover photo courtesy of ATSU-SOMA.

aacom®
AMERICAN ASSOCIATION OF COLLEGES OF OSTEOPATHIC MEDICINE

Table of Contents

Introduction 1
Methodology 1
Confidentiality 2
Limitations 2
Format 2
Questions and Comments 3
Applicants, Positions and Matches in the 2014 OGME Match, by Specialty 4
Factors that May Influence Match Success 6
Research Experiences 7
Volunteer Experiences 9
Work Experiences 11
Publications 13
Sigma Sigma Phi Membership 15
Number of Contiguous Designations of First-Choice Specialty 16
COMLEX-USA Data 17
Summary Tables, by Specialty 22
All Participants in OGME Match 23
By specialty, beginning 24

Copyright ©2015 AACOM
Produced by AACOM with participation by AOA and NBOME

Introduction

The American Association of Colleges of Osteopathic Medicine (AACOM), in cooperation with the American Osteopathic Association (AOA) and the National Board of Osteopathic Medical Examiners, Inc. (NBOME), compiled *The Osteopathic GME Match Report, for the 2014 Match* to support osteopathic medical students in their specialty selection and participation in the osteopathic graduate medical education match program. The report may also provide useful data for the colleges of osteopathic medicine, osteopathic graduate medical education programs and others interested in osteopathic medical education's programs, policies and processes related to graduate medical education and specialty choice. The report is descriptive only, and no inferences can be drawn from the data presented.

This report was first produced for the 2009 match in response to a request from the Council of Osteopathic Student Government Presidents (COSGP) for a report that would help guide students in their specialty selection and matching process for the osteopathic graduate medical education match. Similar reports have been produced for the National Residency Matching Program Main Residency Match.[1]

The report is produced by AACOM, with participation by the AOA and the NBOME. The principal author is AACOM Vice President for Research and Assistant to the President Thomas Levitan, MEd. Data included in the report were provided by the AOA and the NBOME and compiled by staff members of those organizations.

Methodology

Data for this report were provided by AOA and NBOME.
Data used to develop the report:

Data element	Source
Number of work experiences reported	AOA
Number of publications reported	AOA
Number of research experiences reported	AOA
Number of volunteer experiences reported	AOA
Membership in Sigma Sigma Phi	AOA
Specialty of 1st choice match	AOA
Contiguous ranks of 1st choice specialty (number of consecutive selections of the same 1st choice specialty before selecting a different specialty)	AOA
Actual specialty matched	AOA
Total number of different specialties ranked	AOA
First score attained for COMLEX-USA Level 1	NBOME
Number of attempts to attain pass on COMLEX-USA Level 1	NBOME
First score attained for COMLEX-USA Level 2-CE	NBOME

[1] National Residency Matching Program and Association of American Medical Colleges. (2011). Charting Outcomes in the Match: Characteristics of Applicants Who Matched to Their Preferred Specialty in the 2011 Main Residency Match, 4th edition. Washington, DC: NRMP and AAMC.

Copyright ©2015 AACOM
Produced by AACOM with participation by AOA and NBOME

Data element	Source
Number of attempts to attain pass on COMLEX-USA Level 2-CE	NBOME
Number of attempts to attain pass on COMLEX-USA Level 2-PE	NBOME

Student records from each data source were matched by a key unknown to the author to ensure student and school confidentiality.

AACOM used the resulting data set to compile this report.

Confidentiality

Various measures were taken in the preparation of this report to ensure confidentiality and protection of individual data for both match participants and the osteopathic medical colleges.

- After the data provided by AOA and NBOME were matched, personal identifiers were removed.
- The data elements of the report are reported only when there are at least six cases; when there are fewer than six cases, no data are reported.
- For this report, individual school data are suppressed.

Limitations

The report has several significant limitations.

- First, the size of the osteopathic graduate medical education program limits the analysis that can be conducted while maintaining confidentiality of match participants. For the 2014 osteopathic medicine match there were 2,988 available positions and 2,696 participants in the osteopathic graduate medical education match for whom data were available.
- Second, the sample was limited to graduates of colleges of osteopathic medicine (COMs) who elected to continue osteopathic graduate medical education training in AOA-accredited residency training programs that are part of the AOA GME match. The sample did not include those graduates who enrolled in ACGME-accredited residency training programs or those who enrolled in military GME programs.
- Third, the report includes historical data only, which should be interpreted with caution and not used for predictive purposes.
- Fourth, residency program directors consider many factors in the resident selection process, and the factors addressed in this report are limited and not entirely reflective of the many decisions involved in the selection process. Inclusion of these factors in this report should in no way lead the reader to infer that it is the position of AACOM, the AOA, or the NBOME that these factors are the most important for residency program directors to consider in evaluating applicants for residency training positions.

Format

The tables and charts following include explanatory information about how the data were compiled. Readers are encouraged to review the explanatory materials for each table and chart.

Questions and Comments

Questions and comments should be directed to the principal author, Thomas Levitan, tlevitan@aacom.org.

Applicants, Positions and Matches in the 2014 OGME Match, by Specialty

For each of the 24 specialties and the traditional rotating internship in the match process, Table 1 displays:

- The total number of positions available in the match process.
- The total number of match participants selecting each specialty as a first-choice.
- The number of first-choice applicants by specialty per available position.
- The number of matches to first-choice specialty.
- The number of matches to a specialty that was other than first-choice.
- The total number of matches in the specialty.

Chart 1 graphically displays the percentage of graduates achieving their first-choice specialty. No data are displayed for specialties in which there are five or fewer total matches.

Table 1

Specialty	Total positions available	Total number of applicants selecting as 1st-choice	1st-choice applicants per position	Number of matches		
				1st choice matches	Other matches	Total matches
Anesthesiology	30	53	1.77	29	0	29
Dermatology	45	72	1.60	41	1	42
Diagnostic Radiology	34	37	1.09	29	0	29
Emergency Medicine	270	388	1.44	260	7	267
Family Medicine	883	579	0.66	480	39	519
Family Medicine-Emergency Medicine	7	8	1.14	5	1	6
Integrated Family Medicine-NMM	16	13	0.81	9	0	9
Integrated Internal Medicine-NMM	1	1	1.00	1	0	1
Internal Medicine	609	469	0.77	383	56	439
Internal Medicine-Emergency Medicine	16	17	1.06	11	2	13
Internal Medicine-Pediatrics	1	1	1.00	1	0	1
Neurological Surgery	16	19	1.19	12	1	13
Neurology	21	23	1.10	17	1	18
Neuromusculoskeletal Medicine/OMT	7	7	1.00	3	2	5
Obstetrics & Gynecology	78	129	1.65	76	1	77
Ophthalmology	17	41	2.41	15	1	16

Copyright ©2015 AACOM
Produced by AACOM with participation by AOA and NBOME

Specialty	Total positions available	Total number of applicants selecting as 1st-choice	1st-choice applicants per position	Number of matches		
				1st choice matches	Other matches	Total matches
Orthopedic Surgery	104	187	1.80	100	2	102
Otolaryngology and Facial Plastic Surgery	19	45	2.37	19	0	19
Pediatrics	70	116	1.66	59	2	61
Physical Medicine and Rehabilitation	12	18	1.50	9	2	11
Proctology	1	1	1.00	1	0	1
Psychiatry	50	59	1.18	33	2	35
Surgery, General	139	182	1.31	121	8	129
Traditional Rotating Internship	524	195	0.37	155	49	204
Urological Surgery	18	36	2.00	18	0	18
Totals	**2988**	**2696**	**0.90**	**1887**	**177**	**2064**

Data sources: Summary of Positions Offered & Filled by Program Type for the 2014 Match, https://www.natmatch.com/aoairp/stats/2014prgstats.html
The Summary report includes one match that is not included in these calculations.

Chart 1

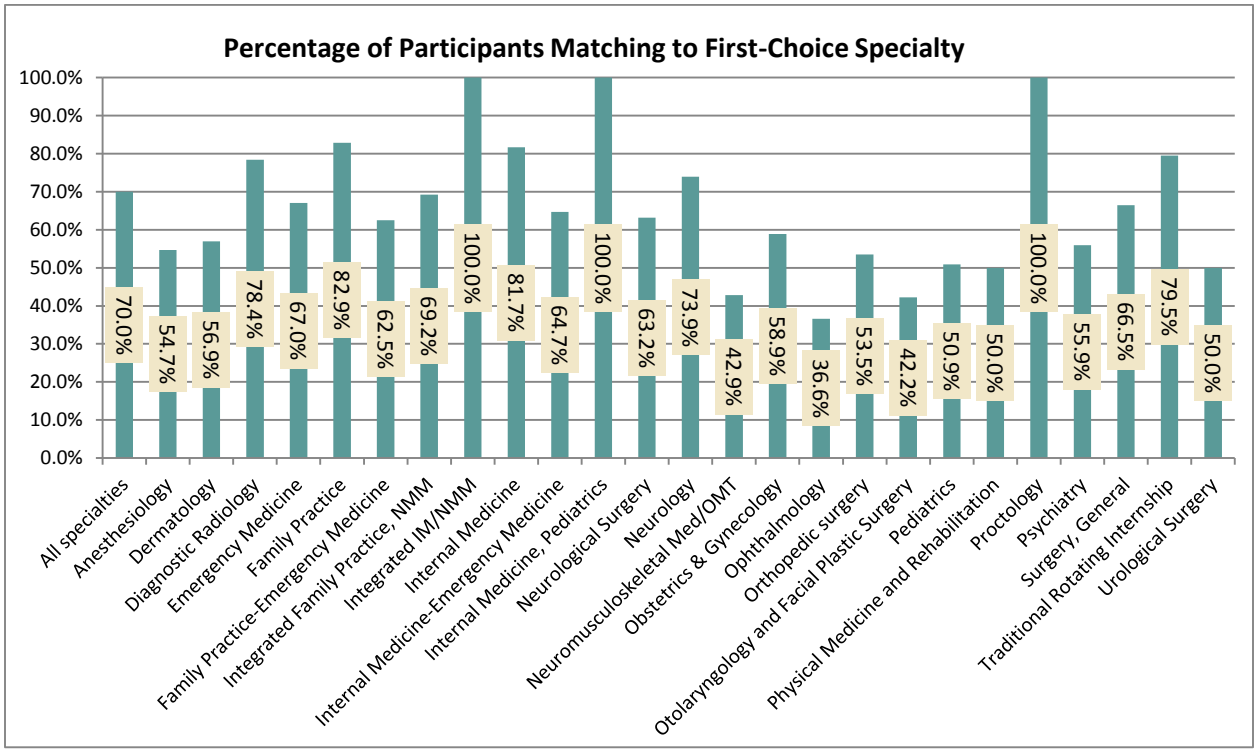

Copyright ©2015 AACOM
Produced by AACOM with participation by AOA and NBOME

Factors that May Influence Match Success

Several data elements that are collected in the OGME match application may impact the likelihood of match to first-choice specialty. The following charts display these elements across all specialties for which enough data are available. Family Medicine-Emergency Medicine, Integrated Internal Medicine/Neuromusculoskeletal Medicine, Internal Medicine-Pediatrics, Neuromusculoskeletal Medicine/OMT, and Proctology, each with fewer than six first-choice matches, are not included to maintain the confidentiality of the data of the individuals who matched in this specialty.

Those specialties included in the charts are:

All specialties	
Anesthesiology	Obstetrics & Gynecology
Dermatology	Ophthalmology
Diagnostic Radiology	Orthopedic Surgery
Emergency Medicine	Otolaryngology and Facial Plastic Surgery
Family Medicine	Pediatrics
Integrated Family Medicine-NMM	Physical Medicine and Rehabilitation
Internal Medicine	Psychiatry
Internal Medicine-Emergency Medicine	Surgery, General
Neurological Surgery	Traditional Rotating Internship
Neurology	Urological Surgery

Data are not displayed for matches that are not first-choice because there are not enough cases to provide meaningful information and to preserve confidentiality of participants.

As noted in the limitations section of this report, there are multiple factors that influence specialty choice, both by the program director selecting applicants and by the applicants seeking specialties. Evaluations of the quantitative factors reported here are only part of the selection process for specialty selection by program directors and applicants.

Copyright ©2015 AACOM
Produced by AACOM with participation by AOA and NBOME

Research Experiences

The charts below display the mean number of research experiences and the percentage reporting research experiences for individuals matching to a *first-choice specialty*. Research experiences are self-reported. No distinctions are made as to the "quality," duration, or timing of the research experiences.

Chart 2

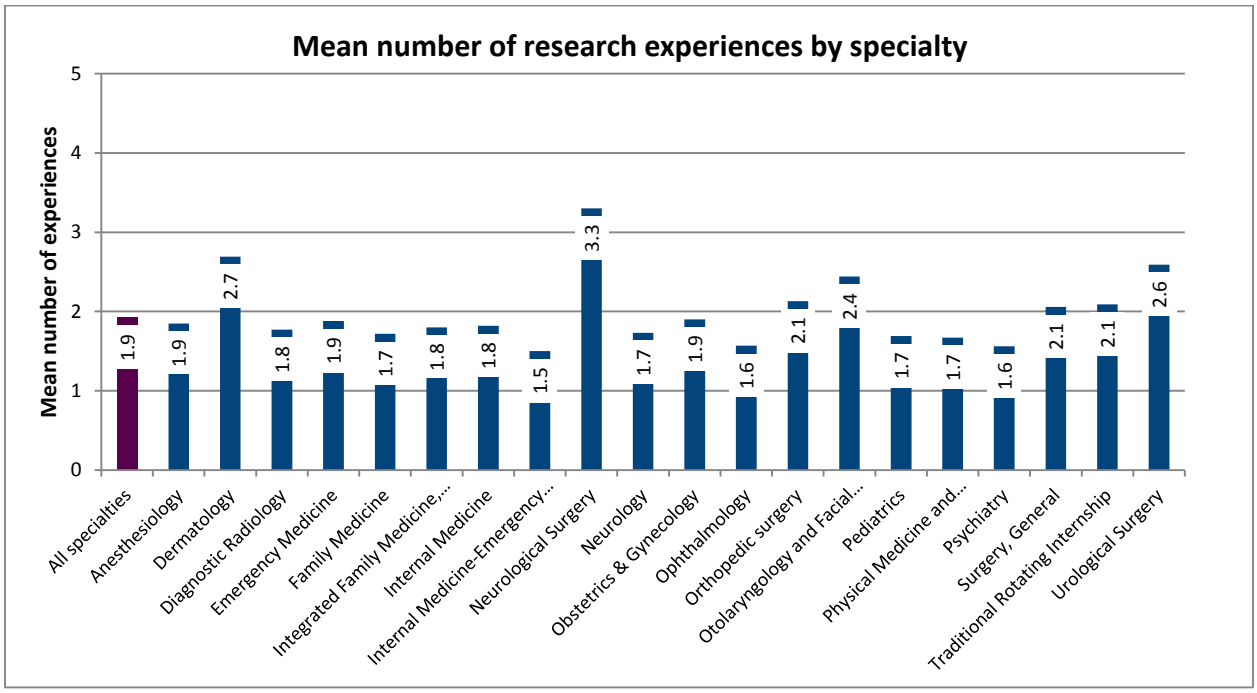

Chart 3

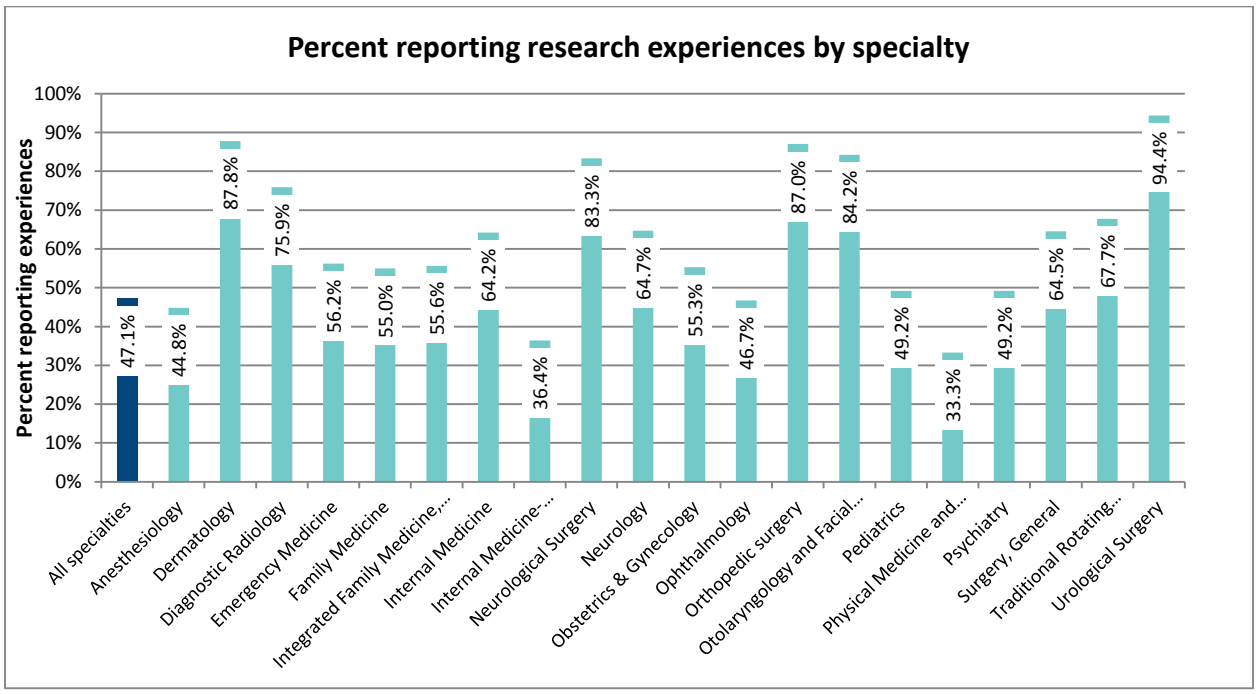

Volunteer experiences

The charts below display the mean number of volunteer experiences and the percentage reporting volunteer experiences for individuals matching to a *first-choice specialty*. Volunteer experiences are self-reported. No distinctions are made as to the "quality," duration, or timing of the volunteer experiences.

Chart 4

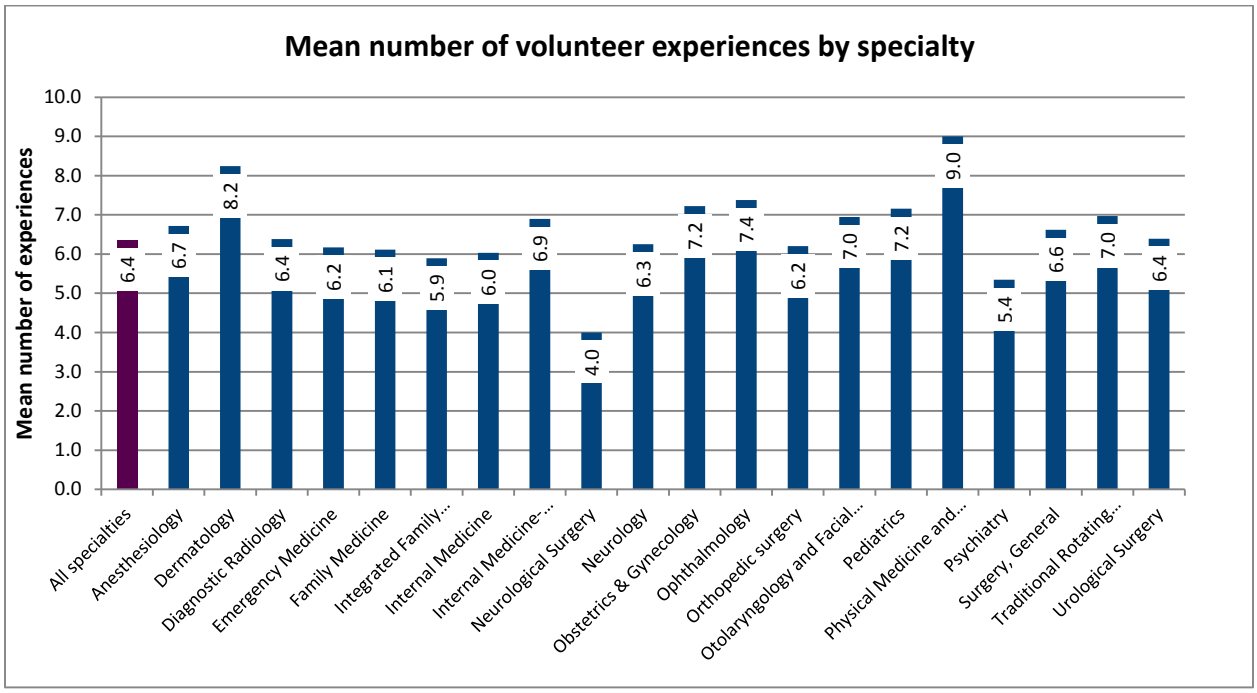

Chart 5

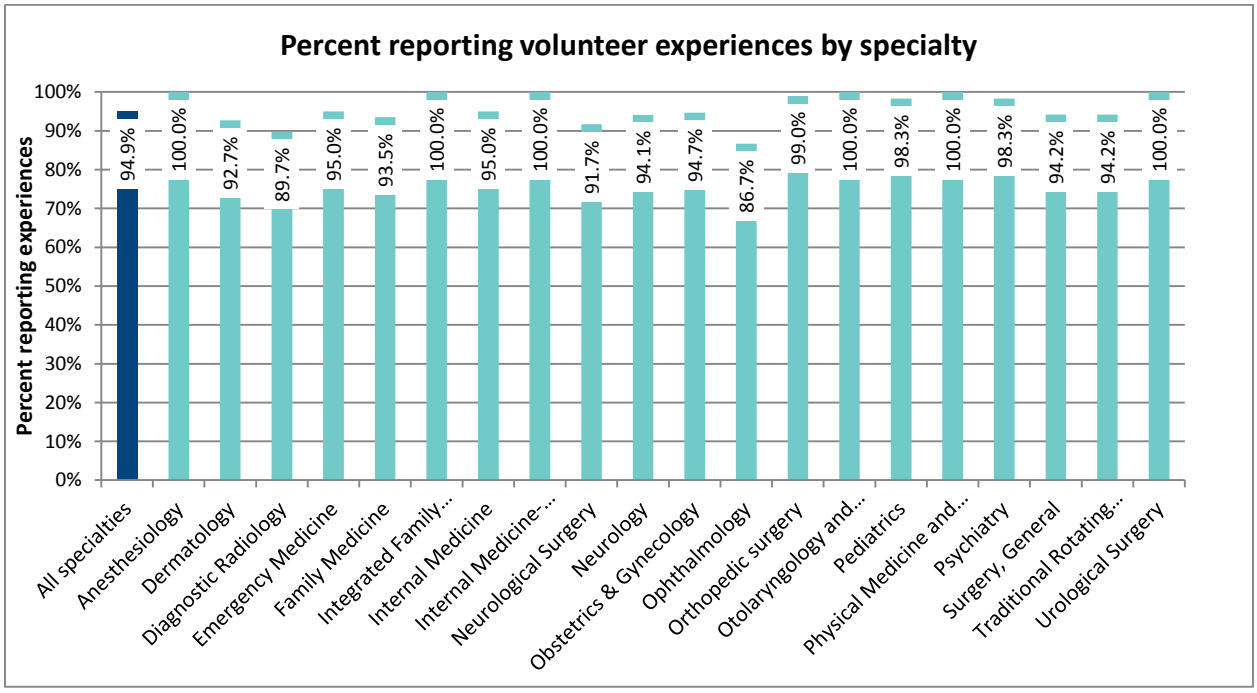

Work Experiences

The charts below display the mean number of work experiences and the percentage reporting work experiences for individuals matching to a *first-choice specialty*. Work experiences are self-reported. No distinctions are made as to the "quality," duration, or timing of the work experiences.

Chart 6

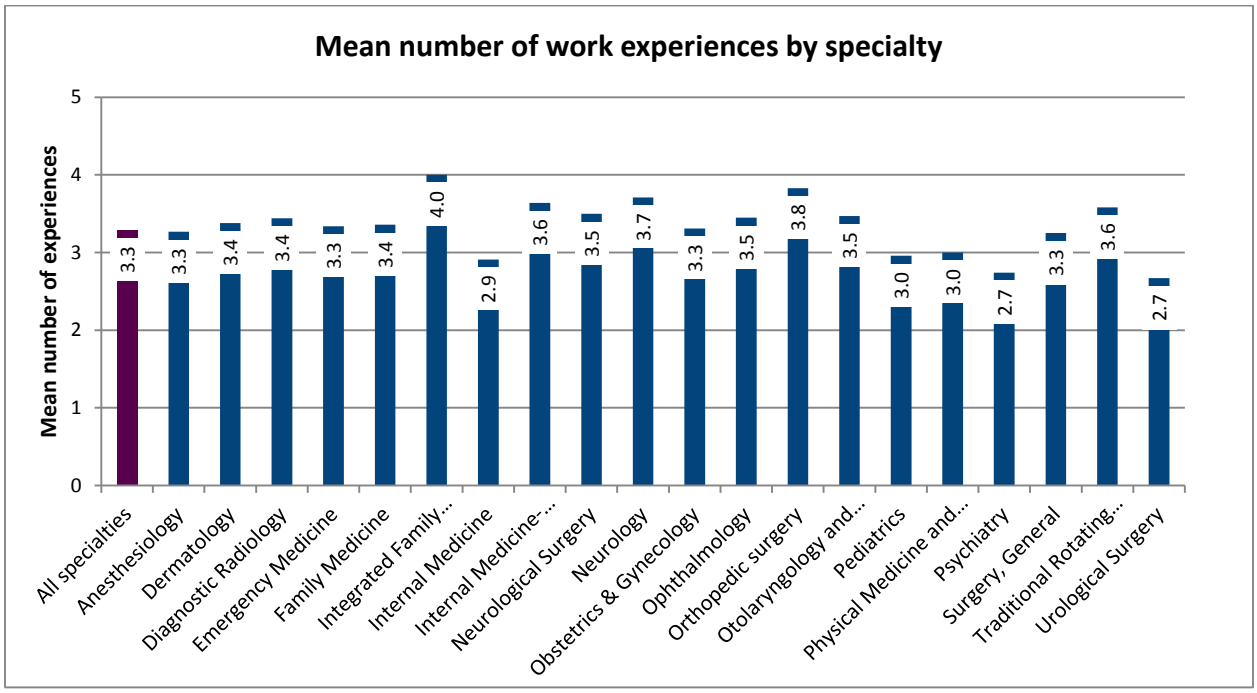

Chart 7

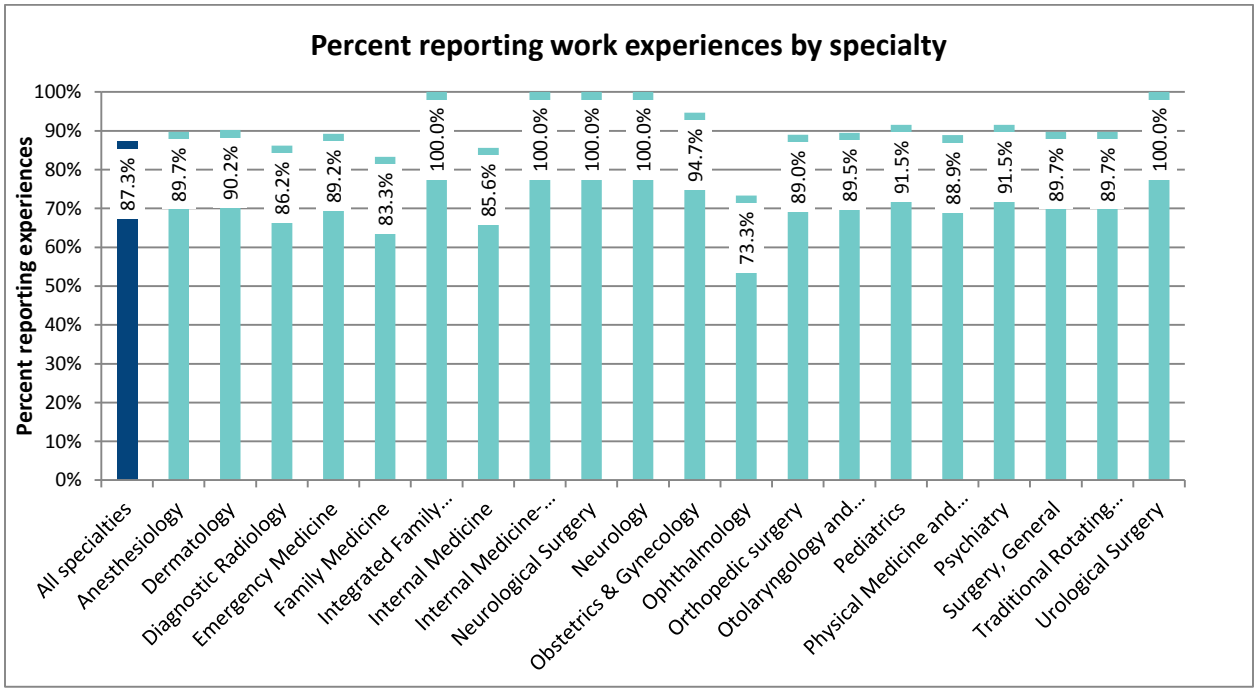

Copyright ©2015 AACOM
Produced by AACOM with participation by AOA and NBOME

Publications

The charts below display the mean number of publications and the percentage reporting publications for individuals matching to a *first-choice specialty*. Publications are self-reported. No distinctions are made as to the "quality" or timing of the publications.

Copyright ©2015 AACOM
Produced by AACOM with participation by AOA and NBOME

Chart 8

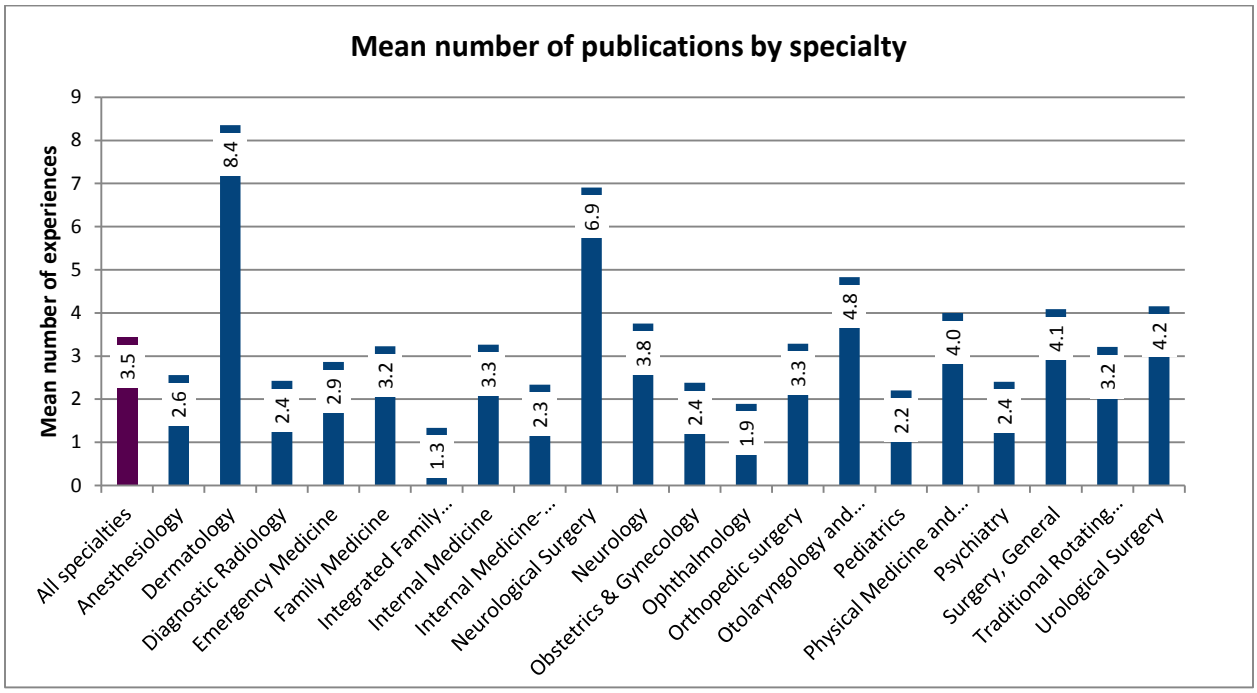

Chart 9

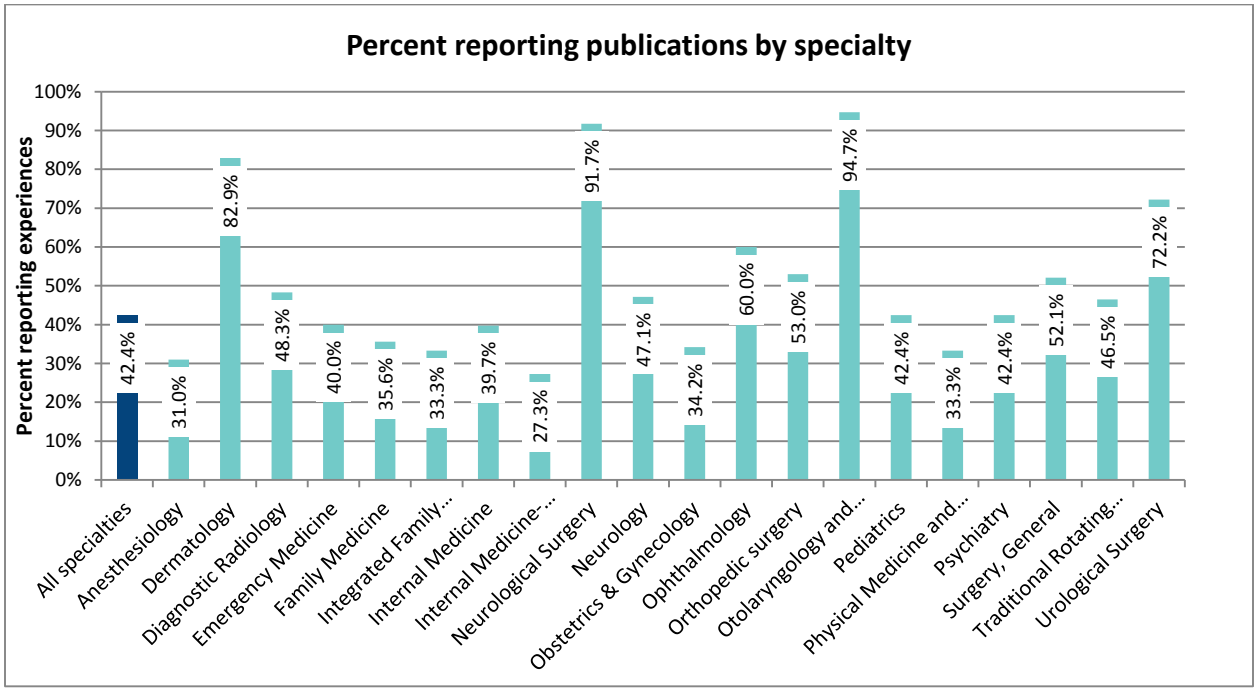

Copyright ©2015 AACOM
Produced by AACOM with participation by AOA and NBOME

Sigma Sigma Phi Membership

Sigma Sigma Phi is an Honorary Osteopathic Service Fraternity. Its objectives and purposes are: to further the Science of Osteopathic Medicine and its standards of practice, to improve the scholastic standing and promote a higher degree of fellowship among its students, to bring about a closer relationship and understanding between the student bodies and the officials and members of the faculties of our colleges, and to foster allegiance to the American Osteopathic Association and to perpetuate [osteopathic] principles and teachings through the maintenance and development of this organization. (http://www.sigmasigmaphi.org/, accessed 08/14/2011)

Membership requirements are:

- Must be a student at an osteopathic medical college.
- Must successfully complete one semester of classroom work.
- Must show a high degree of scholarship and service to college and/or profession.
- Must have a passing scholastic standing.

Membership shall not exceed 25 percent of the total of the four classes at the medical school. (http://www.sigmasigmaphi.org/, accessed 10/2/2012)

Sigma Sigma Phi membership is not charted because for some specialties the Ns are too small. When appropriate, data are displayed in the specialty tables.

Copyright ©2015 AACOM
Produced by AACOM with participation by AOA and NBOME

Number of Contiguous Designations of First-Choice Specialty – All Specialties

There is an assumption that a candidate's likelihood of matching to her/his first-choice specialty is increased by the number of contiguous designations of that first-choice specialty before selecting a different specialty. "Contiguous designations" refers to the number of times an applicant designates a specific specialty (in multiple programs) before designating a different specialty.

Data are reported on 1,766 DO graduates for whom data are available who participated in the 2012 osteopathic graduate medical education match. In the osteopathic match, across all specialties, 91.8 percent of participants matched to the first-choice specialty. Selection of the same specialty multiple times does not appear to be as important a factor, as displayed in the following charts. This may be in part because of the limited number of programs in the most competitive specialties and in osteopathic GME in general.

Charts 10 below displays the number of contiguous designations of the first-choice specialty for those who matched to her/his first choice and those who matched but not to her/his first choice.

- Twenty-one percent of participants who matched to the first-choice specialty designated it only once before designating a different specialty and 31 percent designated the first-choice specialty more than five times before designating a different specialty.
- Sixty-one percent of participants who matched, but not to the first-choice specialty, designated it only once before designating a different specialty.

Chart 10

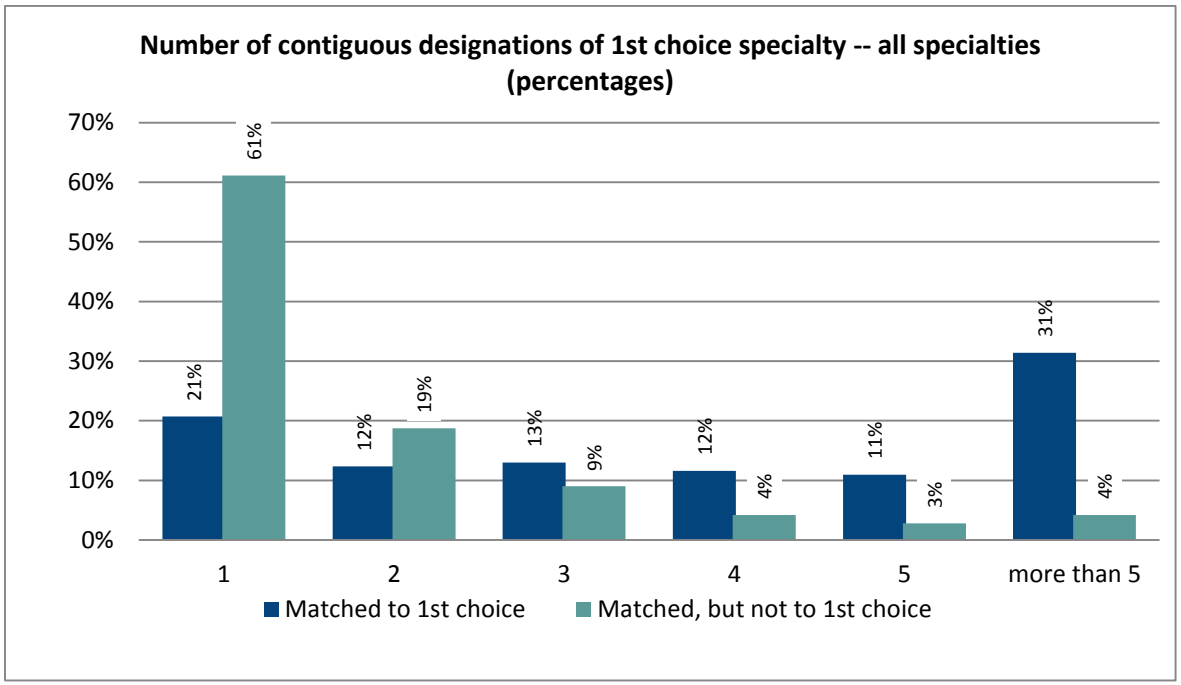

COMLEX-USA Data

Scores and passing status on the Comprehensive Osteopathic Medical Licensing Examinations (COMLEX-USA) Levels 1, 2-CE and 2-PE are reported by the National Board of Osteopathic Medical Examiners (NBOME) as part of the OGME match process. For this project, NBOME matched scores and passing status to other match data. NBOME reported standard scores on the first attempt at the exam for COMLEX-USA Levels 1 and 2-CE, and the number of times each examination was taken to attain a passing score for all three exams. All data reported on the following charts are for participants who matched to a *first-choice specialty*.

Data presented in the report are:

COMLEX-USA Levels 1 and 2-CE

- Highest and lowest scores and mean of scores – for participants who took the exams more than one time to attain a passing score, all scores are reported based on the first attempt.
- Percentage of participants who passed the exams on the first attempt.

COMLEX-USA Level 2-PE

- Percentage of participants who passed the exams on the first attempt.
- Standard scores are not reported for COMLEX-USA Level 2-PE.

The intended purpose of COMLEX-USA is to assure the public that an osteopathic physician has the knowledge and clinical skills to practice osteopathic medicine. Each state is responsible for granting licenses for medical professionals to practice medicine. While each state licensing board may set its own licensure criteria, passage of the COMLEX-USA is used for licensure determination.

A secondary use of COMLEX-USA by residency program directors is in resident selection. Residency program directors use many criteria, of which COMLEX-USA is one, to evaluate residency candidates. The top two criteria used by residency program directors are: 1) The student rotated through the program director's specialty, and 2) Personality match with the program. "The top two selection criteria…indicate that personal relationships built when doing rotations are of great importance to the resident's future success in obtaining a desired residency."[2] Having a candidate provide COMLEX-USA scores is the third most important criterion used by residency program directors, as reported in the cited document.

[2] Teitelbaum, H.S. (2005). Osteopathic Medical Education in the United States. Washington, DC and Chicago, IL: AACOM and AOA, p. 147.

COMLEX-USA Level 1

Chart 11

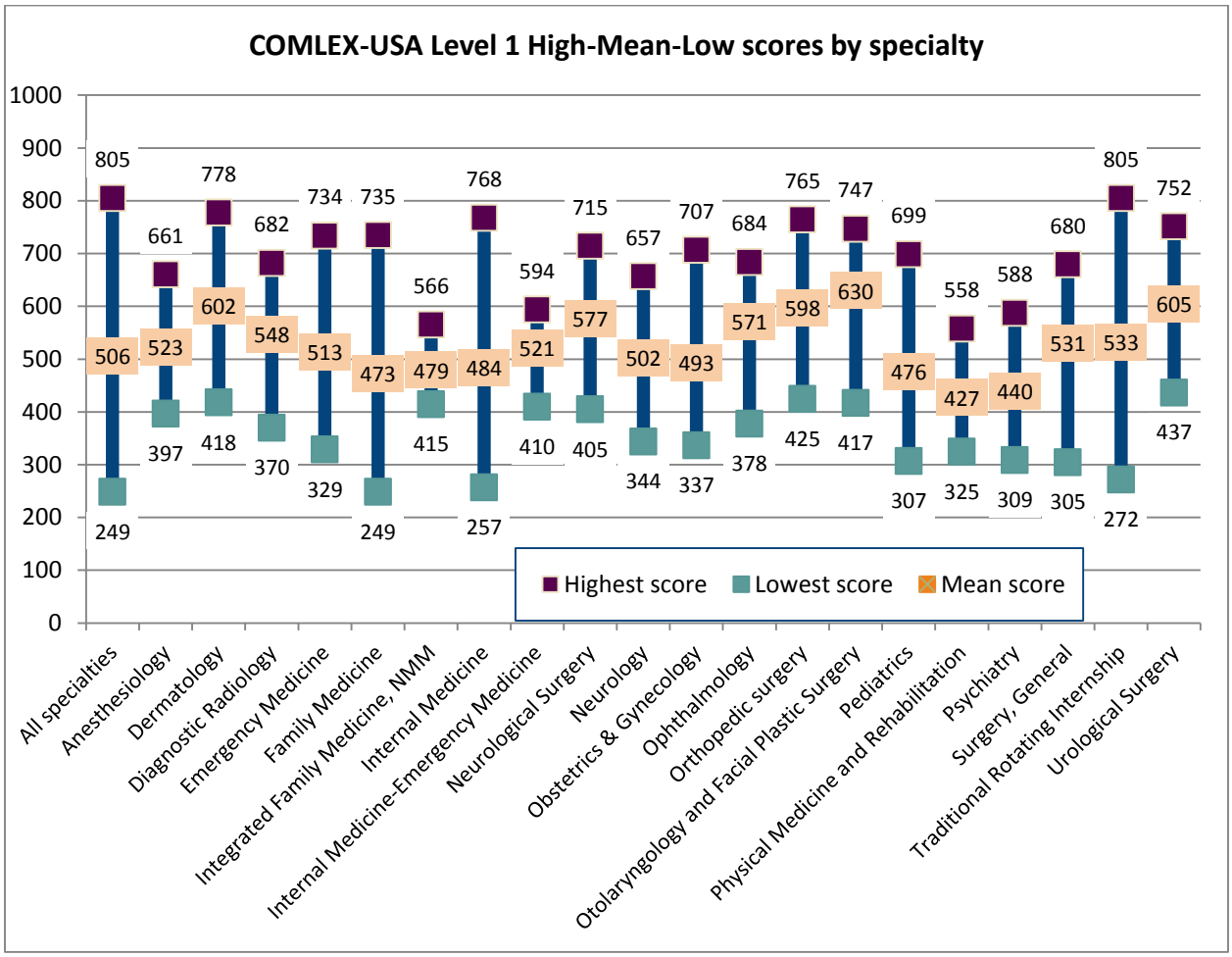

Chart 12

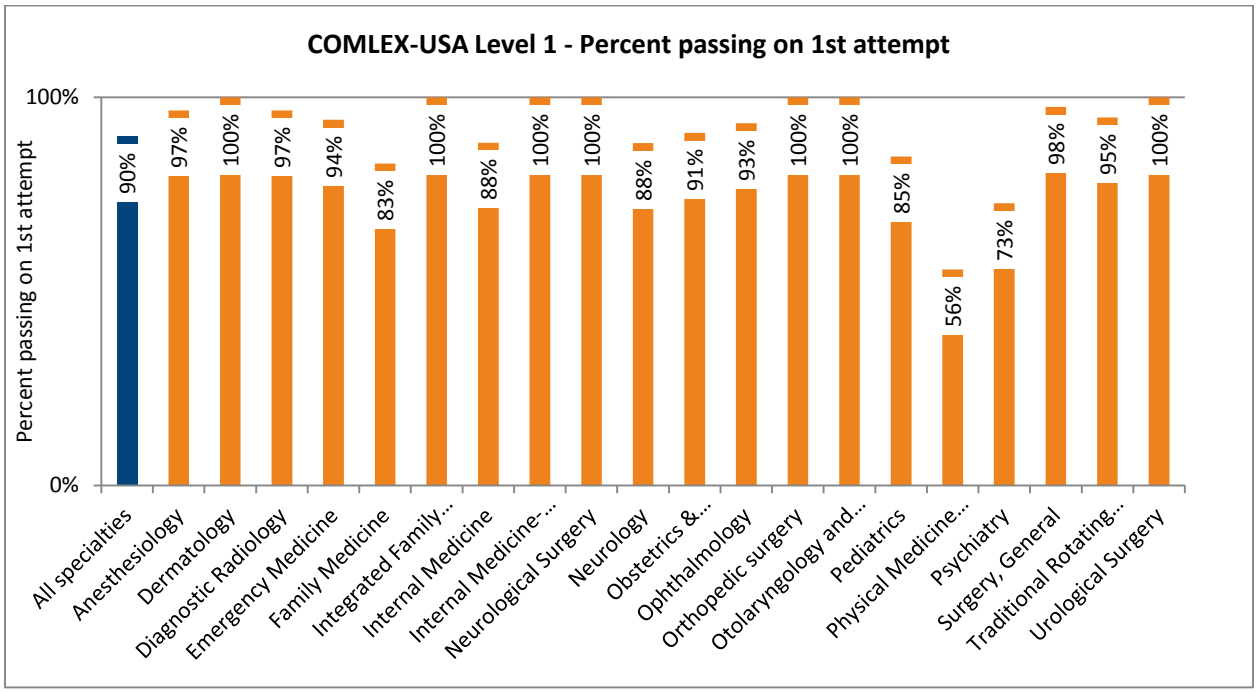
COMLEX-USA Level 1 - Percent passing on 1st attempt
Percent passing on 1st attempt
100%
0%
90%
97%
100%
97%
94%
83%
100%
88%
100%
100%
88%
91%
93%
100%
100%
85%
56%
73%
98%
95%
100%
All specialties
Anesthesiology
Dermatology
Diagnostic Radiology
Emergency Medicine
Family Medicine
Integrated Family...
Internal Medicine
Internal Medicine-...
Neurological Surgery
Neurology
Obstetrics &...
Ophthalmology
Orthopedic surgery
Otolaryngology and...
Pediatrics
Physical Medicine...
Psychiatry
Surgery, General
Traditional Rotating...
Urological Surgery

COMLEX-USA Level 2-CE

Chart 13

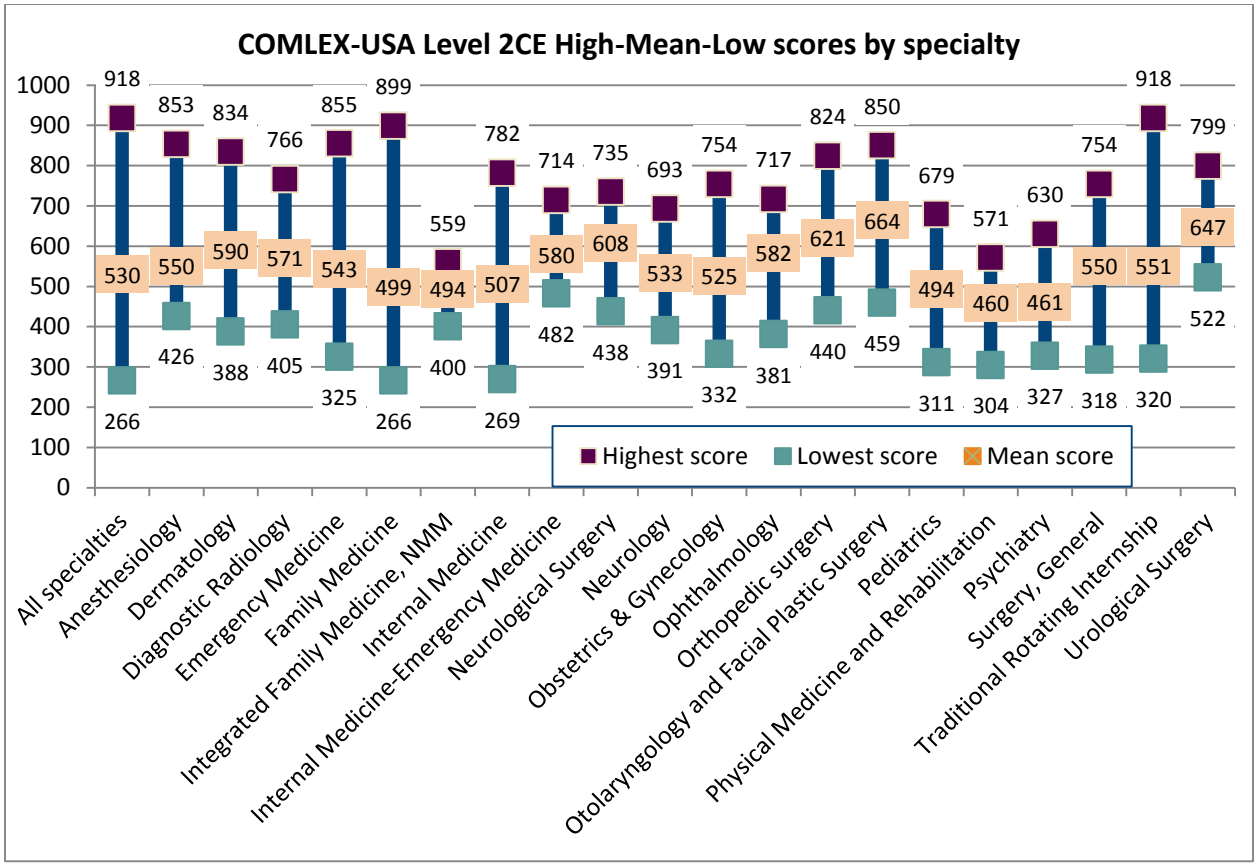

Chart 14

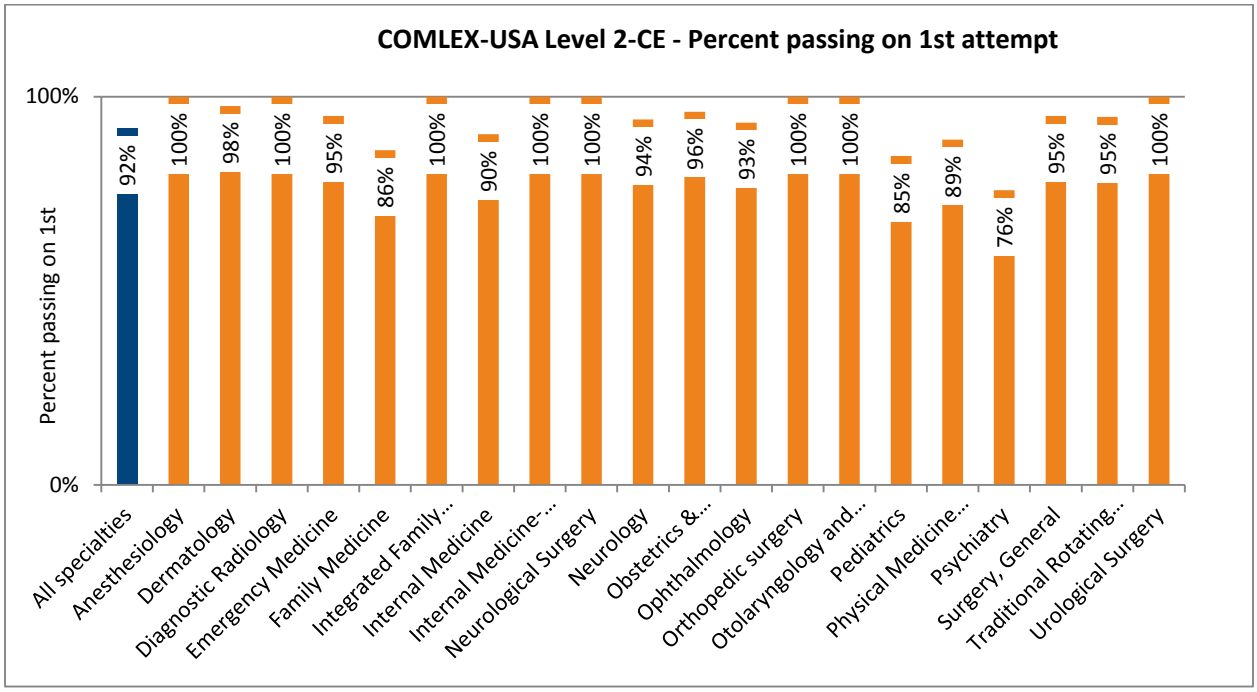

COMLEX-USA Level 2-PE

Chart 15

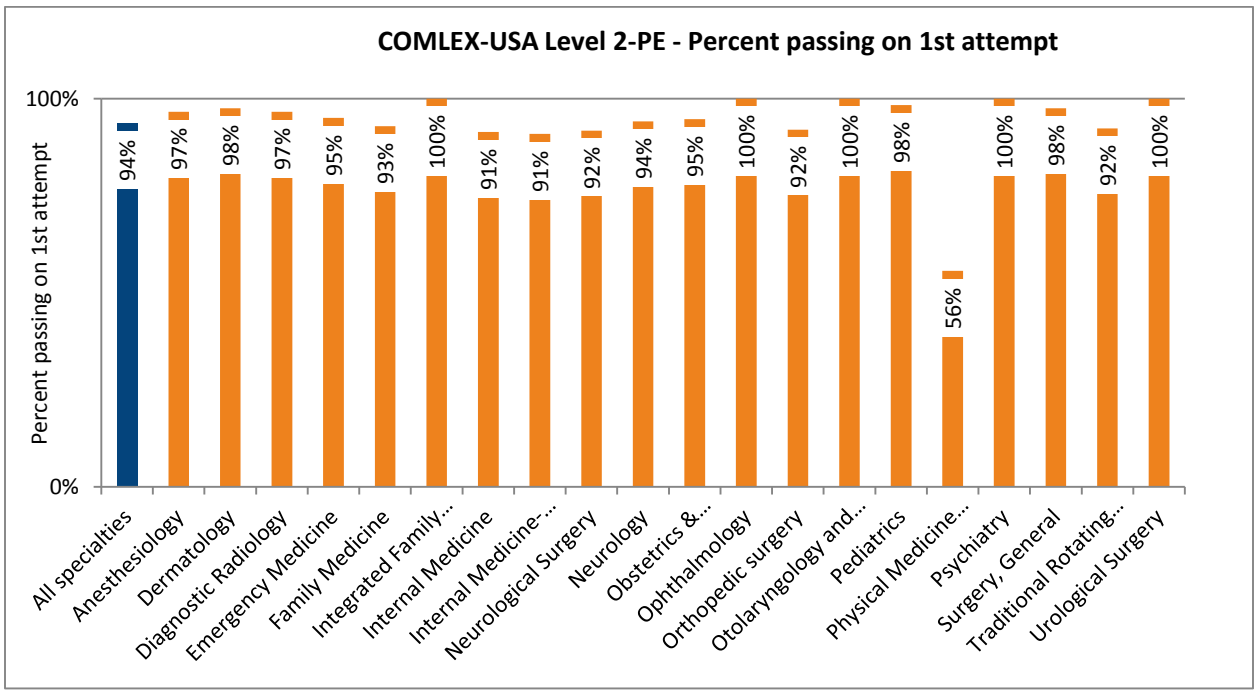

Summary Tables by Specialty

The following tables summarize first-choice match data for the specialties for which there are more than five first-choice matches.

The first table displays data for all participants in the osteopathic match who matched to a first-choice specialty.

Table 2 – All Participants in OGME Match and those Matching to First-Choice

Total number of match participants	2696
*Percent of **all match participants** matching to 1st choice*	70.0%
Match Measure	**1st choice matches**
Number of participants matching to first choice	1887
Mean number of contiguous 1st choice designations	4.5
Percent designating 1st choice only once	20.7%
Research experiences	
Mean number of research experiences	1.9
Percent with at least 1 research experience	47.1%
Volunteer experiences	
Mean number of volunteer experiences	6.4
Percent with at least 1 volunteer experience	94.9%
Work experiences	
Mean number of work experiences	3.3
Percent with at least 1 work experience	87.3%
Publications	
Mean number of publications	3.5
Percent with at least 1 publication	42.4%
Percent with membership in Sigma Sigma Phi	16.9%
COMLEX-USA Level 1	
Mean score	505.7
Standard deviation	94.7
Median score	500
High score	805
Low score	249
Percent passing on 1st attempt	89.9%
COMLEX-USA Level 2-CE	
Mean score	529.8
Standard deviation	97.6
Median score	527
High score	918
Low score	266
Percent passing on 1st attempt	91.8%
COMLEX-USA Level 2-PE	
Percent passing on 1st attempt	93.6%

Copyright ©2015 AACOM
Produced by AACOM with participation by AOA and NBOME

Table 3 – Anesthesiology

There were 30 osteopathic anesthesiology positions. Twenty-nine of those positions were filled as first choice in the match.

Match measure	1st choice matches
Number of participants	29
Mean number of contiguous 1st choice designations	2.8
Percent designating 1st choice only once	34.5%
Research experiences	
Mean number of research experiences	1.9
Percent with at least 1 research experience	44.8%
Volunteer experiences	
Mean number of volunteer experiences	6.7
Percent with at least 1 volunteer experience	100.0%
Work experiences	
Mean number of work experiences	3.3
Percent with at least 1 work experience	88.7
Publications	
Mean number of publications	2.6
Percent with at least 1 publication	31.0%
Percent with membership in Sigma Sigma Phi	10.3%
COMLEX-USA Level 1	
Mean score	523.5
Standard deviation	65.0
Median score	515
High score	661
Low score	397
Percent passing on 1st attempt	96.6%
COMLEX-USA Level 2-CE	
Mean score	550.1
Standard deviation	93.6
Median score	545
High score	853
Low score	426
Percent passing on 1st attempt	100.0%
COMLEX-USA Level 2-PE	
Percent passing on 1st attempt	96.6%

Copyright ©2015 AACOM
Produced by AACOM with participation by AOA and NBOME

Table 4 – Dermatology

There were 45 osteopathic dermatology positions. Forty-one of those positions were filled as first-choice in the match.

Match measure	1st choice matches
Number of participants	41
Mean number of contiguous 1st choice designations	5.4
Percent designating 1st choice only once	12.2%
Research experiences	
Mean number of research experiences	2.7
Percent with at least 1 research experience	87.8%
Volunteer experiences	
Mean number of volunteer experiences	8.2
Percent with at least 1 volunteer experience	92.7%
Work experiences	
Mean number of work experiences	3.4
Percent with at least 1 work experience	90.2%
Publications	
Mean number of publications	8.4
Percent with at least 1 publication	82.9%
Percent with membership in Sigma Sigma Phi	46.3%
COMLEX-USA Level 1	
Mean score	601.8
Standard deviation	88.8
Median score	611
High score	778
Low score	418
Percent passing on 1st attempt	100.0%
COMLEX-USA Level 2-CE	
Mean score	589.6
Standard deviation	101.6
Median score	578
High score	834
Low score	388
Percent passing on 1st attempt	97.6%
COMLEX-USA Level 2-PE	
Percent passing on 1st attempt	97.5%

Copyright ©2015 AACOM
Produced by AACOM with participation by AOA and NBOME

Table 5 – Diagnostic Radiology

There were 34 osteopathic diagnostic radiology available positions. Twenty-nine of those positions were filled as first-choice in the match.

Match measure	1st choice matches
Number of participants	29
Mean number of contiguous 1st choice designations	4.1
Percent designating 1st choice only once	31.0%
Research experiences	
Mean number of research experiences	1.8
Percent with at least 1 research experience	75.9%
Volunteer experiences	
Mean number of volunteer experiences	6.4
Percent with at least 1 volunteer experience	89.7%
Work experiences	
Mean number of work experiences	3.4
Percent with at least 1 work experience	86.2%
Publications	
Mean number of publications	2.4
Percent with at least 1 publication	48.3%
Percent with membership in Sigma Sigma Phi	10.3%
COMLEX-USA Level 1	
Mean score	547.6
Standard deviation	79.2
Median score	553
High score	682
Low score	370
Percent passing on 1st attempt	96.6%
COMLEX-USA Level 2-CE	
Mean score	570.9
Standard deviation	88.2
Median score	597
High score	766
Low score	405
Percent passing on 1st attempt	100.0%
COMLEX-USA Level 2-PE	
Percent passing on 1st attempt	96.6%

Copyright ©2015 AACOM
Produced by AACOM with participation by AOA and NBOME

Table 6 – Emergency Medicine

There were 270 osteopathic emergency medicine available positions.
Two hundred sixty of those positions were filled as first-choice in the match.

Match measure	1st choice matches
Number of participants	260
Mean number of contiguous 1st choice designations	5.7
Percent designating 1st choice only once	10.0%
Research experiences	
Mean number of research experiences	1.9
Percent with at least 1 research experience	53.2%
Volunteer experiences	
Mean number of volunteer experiences	6.2
Percent with at least 1 volunteer experience	95.0%
Work experiences	
Mean number of work experiences	3.3
Percent with at least 1 work experience	89.2%
Publications	
Mean number of publications	2.9
Percent with at least 1 publication	40.0%
Percent with membership in Sigma Sigma Phi	16.2%
COMLEX-USA Level 1	
Mean score	513.2
Standard deviation	66.3
Median score	515
High score	734
Low score	329
Percent passing on 1st attempt	94.2%
COMLEX-USA Level 2-CE	
Mean score	543.0
Standard deviation	84.2
Median score	548
High score	855
Low score	325
Percent passing on 1st attempt	95.0%
COMLEX-USA Level 2-PE	
Percent passing on 1st attempt	95.0%

Copyright ©2015 AACOM
Produced by AACOM with participation by AOA and NBOME

Table 7 – Family Medicine

There were 883 osteopathic family medicine available positions. Four hundred eighty of those positions were filled as first-choice in the match.

Match measure	1st choice matches
Number of participants	480
Mean number of contiguous 1st choice designations	4.7
Percent designating 1st choice only once	21.9%
Research experiences	
Mean number of research experiences	1.7
Percent with at least 1 research experience	55.0%
Volunteer experiences	
Mean number of volunteer experiences	6.1
Percent with at least 1 volunteer experience	93.5%
Work experiences	
Mean number of work experiences	3.4
Percent with at least 1 work experience	83.3%
Publications	
Mean number of publications	3.2
Percent with at least 1 publication	35.6%
Percent with membership in Sigma Sigma Phi	11.0%
COMLEX-USA Level 1	
Mean score	473.4
Standard deviation	76.7
Median score	468
High score	735
Low score	249
Percent passing on 1st attempt	82.9%
COMLEX-USA Level 2-CE	
Mean score	499.1
Standard deviation	93.2
Median score	494
High score	899
Low score	266
Percent passing on 1st attempt	86.2%
COMLEX-USA Level 2-PE	
Percent passing on 1st attempt	92.9%

Copyright ©2015 AACOM
Produced by AACOM with participation by AOA and NBOME

Table 8 – Integrated Family Medicine/NMM

There were 16 osteopathic integrated family medicine/NMM positions. Nine of those positions were filled as first-choice in the match.

Match measure	1st choice matches
Number of participants	9
Mean number of contiguous 1st choice designations	1.7
Percent designating 1st choice only once	55.6%
Research experiences	
Mean number of research experiences	1.8
Percent with at least 1 research experience	55.6%
Volunteer experiences	
Mean number of volunteer experiences	5.9
Percent with at least 1 volunteer experience	100.0%
Work experiences	
Mean number of work experiences	4.0
Percent with at least 1 work experience	100.0%
Publications	
Mean number of publications	1.3
Percent with at least 1 publication	33.3%
Percent with membership in Sigma Sigma Phi	11.1%
COMLEX-USA Level 1	
Mean score	479.2
Standard deviation	55.6
Median score	468
High score	566
Low score	415
Percent passing on 1st attempt	100.0%
COMLEX-USA Level 2-CE	
Mean score	493.6
Standard deviation	56.3
Median score	506
High score	559
Low score	400
Percent passing on 1st attempt	100.0%
COMLEX-USA Level 2-PE	
Percent passing on 1st attempt	100.0%

Copyright ©2015 AACOM
Produced by AACOM with participation by AOA and NBOME

Table 9 – Internal Medicine

There were 609 osteopathic internal medicine positions. Three hundred eighty-three of those positions were filled as first-choice in the match.

Match measure	1st choice matches
Number of participants	383
Mean number of contiguous 1st choice designations	4.5
Percent designating 1st choice only once	19.3%
Research experiences	
Mean number of research experiences	1.8
Percent with at least 1 research experience	64.2%
Volunteer experiences	
Mean number of volunteer experiences	6.0
Percent with at least 1 volunteer experience	95.0%
Work experiences	
Mean number of work experiences	2.9
Percent with at least 1 work experience	85.6%
Publications	
Mean number of publications	3.3
Percent with at least 1 publication	39.7%
Percent with membership in Sigma Sigma Phi	12.5%
COMLEX-USA Level 1	
Mean score	484.1
Standard deviation	76.5
Median score	476
High score	768
Low score	257
Percent passing on 1st attempt	88.3%
COMLEX-USA Level 2-CE	
Mean score	507.1
Standard deviation	88.3
Median score	496
High score	782
Low score	269
Percent passing on 1st attempt	90.3%
COMLEX-USA Level 2-PE	
Percent passing on 1st attempt	91.4%

Copyright ©2015 AACOM
Produced by AACOM with participation by AOA and NBOME

Table 10 – Internal Medicine/Emergency Medicine

There were 16 osteopathic internal medicine/emergency medicine positions. Eleven of those positions were filled as first-choice in the match.

Match measure	1st choice matches
Number of participants	11
Mean number of contiguous 1st choice designations	2.2
Percent designating 1st choice only once	36.4%
Research experiences	
Mean number of research experiences	1.58
Percent with at least 1 research experience	36.4%
Volunteer experiences	
Mean number of volunteer experiences	6.9
Percent with at least 1 volunteer experience	100.0%
Work experiences	
Mean number of work experiences	3.6
Percent with at least 1 work experience	100.0%
Publications	
Mean number of publications	2.3
Percent with at least 1 publication	27.3%
Percent with membership in Sigma Sigma Phi	18.2%
COMLEX-USA Level 1	
Mean score	521.3
Standard deviation	50.6
Median score	521
High score	594
Low score	410
Percent passing on 1st attempt	100.0%
COMLEX-USA Level 2-CE	
Mean score	579.6
Standard deviation	73.1
Median score	559
High score	714
Low score	482
Percent passing on 1st attempt	100.0%
COMLEX-USA Level 2-PE	
Percent passing on 1st attempt	90.9%

Copyright ©2015 AACOM
Produced by AACOM with participation by AOA and NBOME

Table 11 – Neurological Surgery

There were 16 osteopathic neurological surgery positions. Twelve of those positions were filled as first-choice in the match.

Match measure	1st choice matches
Number of participants	12
Mean number of contiguous 1st choice designations	5.4
Percent designating 1st choice only once	8.3%
Research experiences	
Mean number of research experiences	3.3
Percent with at least 1 research experience	83.3%
Volunteer experiences	
Mean number of volunteer experiences	4.0
Percent with at least 1 volunteer experience	91.7%
Work experiences	
Mean number of work experiences	3.3
Percent with at least 1 work experience	100.0%
Publications	
Mean number of publications	6.9
Percent with at least 1 publication	91.7%
Percent with membership in Sigma Sigma Phi	33.3%
COMLEX-USA Level 1	
Mean score	576.8
Standard deviation	82.7
Median score	586
High score	715
Low score	405
Percent passing on 1st attempt	100.0%
COMLEX-USA Level 2-CE	
Mean score	608.3
Standard deviation	86.9
Median score	614
High score	735
Low score	438
Percent passing on 1st attempt	100.0%
COMLEX-USA Level 2-PE	
Percent passing on 1st attempt	91.7%

Table 12 – Neurology

There were 21 osteopathic neurology positions. Seventeen of those positions were filled as first-choice in the match.

Match measure	1st choice matches
Number of participants	17
Mean number of contiguous 1st choice designations	3.8
Percent designating 1st choice only once	23.3%
Research experiences	
Mean number of research experiences	1.7
Percent with at least 1 research experience	64.7%
Volunteer experiences	
Mean number of volunteer experiences	6.3
Percent with at least 1 volunteer experience	94.1%
Work experiences	
Mean number of work experiences	3.7
Percent with at least 1 work experience	100.0%
Publications	
Mean number of publications	3.8
Percent with at least 1 publication	47.1%
Percent with membership in Sigma Sigma Phi	11.8%
COMLEX-USA Level 1	
Mean score	502.1
Standard deviation	88.3
Median score	508
High score	657
Low score	344
Percent passing on 1st attempt	88.2%
COMLEX-USA Level 2-CE	
Mean score	532.8
Standard deviation	88.3
Median score	529
High score	693
Low score	391
Percent passing on 1st attempt	94.1%
COMLEX-USA Level 2-PE	
Percent passing on 1st attempt	94.1%

Copyright ©2015 AACOM
Produced by AACOM with participation by AOA and NBOME

Table 13 – Obstetrics/Gynecology

There were 78 osteopathic obstetrics/gynecology positions. Seventy-six of those positions were filled as first-choice in the match.

Match measure	1st choice matches
Number of participants	76
Mean number of contiguous 1st choice designations	3.7
Percent designating 1st choice only once	21.1%
Research experiences	
Mean number of research experiences	1.9
Percent with at least 1 research experience	55.3%
Volunteer experiences	
Mean number of volunteer experiences	7.2
Percent with at least 1 volunteer experience	94.7%
Work experiences	
Mean number of work experiences	3.3
Percent with at least 1 work experience	94.7%
Publications	
Mean number of publications	2.4
Percent with at least 1 publication	34.2%
Percent with membership in Sigma Sigma Phi	14.9%
COMLEX-USA Level 1	
Mean score	493.3
Standard deviation	71.0
Median score	489
High score	707
Low score	337
Percent passing on 1st attempt	90.8%
COMLEX-USA Level 2-CE	
Mean score	525.3
Standard deviation	80.3
Median score	519
High score	754
Low score	332
Percent passing on 1st attempt	96.1%
COMLEX-USA Level 2-PE	
Percent passing on 1st attempt	94.7%

Copyright ©2015 AACOM
Produced by AACOM with participation by AOA and NBOME

Table 14 – Ophthalmology

There were 17 osteopathic ophthalmology positions. Fifteen of those positions were filled as first-choice in the match.

Match measure	1st choice matches
Number of participants	15
Mean number of contiguous 1st choice designations	4.4
Percent designating 1st choice only once	20.0%
Research experiences	
Mean number of research experiences	1.8
Percent with at least 1 research experience	46.7%
Volunteer experiences	
Mean number of volunteer experiences	7.4
Percent with at least 1 volunteer experience	88.7%
Work experiences	
Mean number of work experiences	3.5
Percent with at least 1 work experience	73.3%
Publications	
Mean number of publications	1.9
Percent with at least 1 publication	60.0%
Percent with membership in Sigma Sigma Phi	26.7%
COMLEX-USA Level 1	
Mean score	571.1
Standard deviation	80.8
Median score	578
High score	684
Low score	378
Percent passing on 1st attempt	93.3%
COMLEX-USA Level 2-CE	
Mean score	582.2
Standard deviation	102.8
Median score	590
High score	717
Low score	381
Percent passing on 1st attempt	93.3%
COMLEX-USA Level 2-PE	
Percent passing on 1st attempt	100.0%

Copyright ©2015 AACOM
Produced by AACOM with participation by AOA and NBOME

Table 15 – Orthopedic Surgery

There were 104 osteopathic orthopedic surgery positions. One hunded of those positions were filled as first-choice in the match.

Match measure	1st choice matches
Number of participants	100
Mean number of contiguous 1st choice designations	3.7
Percent designating 1st choice only once	16.0%
Research experiences	
Mean number of research experiences	2.1
Percent with at least 1 research experience	87.0%
Volunteer experiences	
Mean number of volunteer experiences	6.2
Percent with at least 1 volunteer experience	99.0%
Work experiences	
Mean number of work experiences	3.8
Percent with at least 1 work experience	89.0%
Publications	
Mean number of publications	3.3
Percent with at least 1 publication	53.0%
Percent with membership in Sigma Sigma Phi	37.0%
COMLEX-USA Level 1	
Mean score	597.7
Standard deviation	68.0
Median score	599
High score	765
Low score	425
Percent passing on 1st attempt	100.0%
COMLEX-USA Level 2-CE	
Mean score	620.6
Standard deviation	88.3
Median score	618
High score	824
Low score	440
Percent passing on 1st attempt	100.0%
COMLEX-USA Level 2-PE	
Percent passing on 1st attempt	92.0%

Table 16 – Otolaryngological and Facial Plastic Surgery

There were 19 osteopathic otolaryngological and facial plastic surgery positions. All nineteen of those positions were filled as first-choice in the match.

Match measure	1st choice matches
Number of participants	19
Mean number of contiguous 1st choice designations	5.5
Percent designating 1st choice only once	10.5%
Research experiences	
Mean number of research experiences	2.4
Percent with at least 1 research experience	84.2%
Volunteer experiences	
Mean number of volunteer experiences	7.0
Percent with at least 1 volunteer experience	100.0%
Work experiences	
Mean number of work experiences	3.5
Percent with at least 1 work experience	86.5%
Publications	
Mean number of publications	4.8
Percent with at least 1 publication	94.7%
Percent with membership in Sigma Sigma Phi	36.8%
COMLEX-USA Level 1	
Mean score	629.6
Standard deviation	86.6
Median score	654
High score	747
Low score	417
Percent passing on 1st attempt	100.0%
COMLEX-USA Level 2-CE	
Mean score	663.8
Standard deviation	91.8
Median score	686
High score	850
Low score	459
Percent passing on 1st attempt	100.0%
COMLEX-USA Level 2-PE	
Percent passing on 1st attempt	100.0%

Copyright ©2015 AACOM
Produced by AACOM with participation by AOA and NBOME

Table 17 – Pediatrics

There were 70 osteopathic pediatric positions. Fifty-nine of those positions were filled as first-choice in the match.

Match measure	1st choice matches
Number of participants	59
Mean number of contiguous 1st choice designations	2.9
Percent designating 1st choice only once	39.0%
Research experiences	
Mean number of research experiences	1.7
Percent with at least 1 research experience	49.2%
Volunteer experiences	
Mean number of volunteer experiences	7.2
Percent with at least 1 volunteer experience	98.3%
Work experiences	
Mean number of work experiences	3.0
Percent with at least 1 work experience	91.5%
Publications	
Mean number of publications	2.2
Percent with at least 1 publication	42.4%
Percent with membership in Sigma Sigma Phi	11.9%
COMLEX-USA Level 1	
Mean score	475.8
Standard deviation	80.0
Median score	473
High score	699
Low score	307
Percent passing on 1st attempt	84.7%
COMLEX-USA Level 2-CE	
Mean score	493.6
Standard deviation	89.2
Median score	496
High score	679
Low score	311
Percent passing on 1st attempt	84.7%
COMLEX-USA Level 2-PE	
Percent passing on 1st attempt	98.3%

Copyright ©2015 AACOM
Produced by AACOM with participation by AOA and NBOME

Table 18 – Physical Medicine and Rehabilitation

There were 12 osteopathic physical medicine and rehabilitation positions. Nine of those positions were filled as first-choice in the match.

Match measure	1st choice matches
Number of participants	9
Mean number of contiguous 1st choice designations	1.2
Percent designating 1st choice only once	77.8%
Research experiences	
Mean number of research experiences	1.7
Percent with at least 1 research experience	33.3%
Volunteer experiences	
Mean number of volunteer experiences	9.0
Percent with at least 1 volunteer experience	100.0%
Work experiences	
Mean number of work experiences	3.0
Percent with at least 1 work experience	88.9%
Publications	
Mean number of publications	4.0
Percent with at least 1 publication	33.3%
Percent with membership in Sigma Sigma Phi	11.1%
COMLEX-USA Level 1	
Mean score	427.1
Standard deviation	77.8
Median score	407
High score	558
Low score	325
Percent passing on 1st attempt	55.6%
COMLEX-USA Level 2-CE	
Mean score	460.0
Standard deviation	81.1
Median score	458
High score	571
Low score	304
Percent passing on 1st attempt	88.9%
COMLEX-USA Level 2-PE	
Percent passing on 1st attempt	55.6%

Copyright ©2015 AACOM
Produced by AACOM with participation by AOA and NBOME

Table 19 – Psychiatry

There were 50 osteopathic psychiatry positions. Thirty-three of those positions were filled as first-choice in the match.

Match measure	1st choice matches
Number of participants	33
Mean number of contiguous 1st choice designations	3.3
Percent designating 1st choice only once	42.4%
Research experiences	
Mean number of research experiences	1.6
Percent with at least 1 research experience	49.2%
Volunteer experiences	
Mean number of volunteer experiences	5.4
Percent with at least 1 volunteer experience	98.3%
Work experiences	
Mean number of work experiences	2.7
Percent with at least 1 work experience	91.5%
Publications	
Mean number of publications	2.4
Percent with at least 1 publication	42.4%
Percent with membership in Sigma Sigma Phi	11.9%
COMLEX-USA Level 1	
Mean score	439.8
Standard deviation	67.1
Median score	433
High score	588
Low score	309
Percent passing on 1st attempt	72.7%
COMLEX-USA Level 2-CE	
Mean score	460.8
Standard deviation	75.3
Median score	463
High score	630
Low score	327
Percent passing on 1st attempt	75.9%
COMLEX-USA Level 2-PE	
Percent passing on 1st attempt	100.0%

Copyright ©2015 AACOM
Produced by AACOM with participation by AOA and NBOME

Table 20 – Surgery, General

There were 139 osteopathic general surgery positions. One hundred twenty-one of those positions were filled as first-choice in the match.

Match measure	1st choice matches
Number of participants	121
Mean number of contiguous 1st choice designations	5.3
Percent designating 1st choice only once	15.7%
Research experiences	
Mean number of research experiences	2.1
Percent with at least 1 research experience	64.5%
Volunteer experiences	
Mean number of volunteer experiences	6.6
Percent with at least 1 volunteer experience	94.2%
Work experiences	
Mean number of work experiences	3.3
Percent with at least 1 work experience	89.7%
Publications	
Mean number of publications	4.1
Percent with at least 1 publication	52.1%
Percent with membership in Sigma Sigma Phi	26.4%
COMLEX-USA Level 1	
Mean score	530.6
Standard deviation	67.4
Median score	529
High score	680
Low score	305
Percent passing on 1st attempt	97.5%
COMLEX-USA Level 2-CE	
Mean score	550.2
Standard deviation	84.2
Median score	550
High score	754
Low score	318
Percent passing on 1st attempt	95.0%
COMLEX-USA Level 2-PE	
Percent passing on 1st attempt	97.8%

Table 21 – Traditional Rotating Internship

There were 524 osteopathic traditional rotating internship positions. One hundred fifty-five of those positions were filled as first-choice in the match.

Match measure	1st choice matches
Number of participants	155
Mean number of contiguous 1st choice designations	3.9
Percent designating 1st choice only once	25.2%
Research experiences	
Mean number of research experiences	2.1
Percent with at least 1 research experience	67.7%
Volunteer experiences	
Mean number of volunteer experiences	7.0
Percent with at least 1 volunteer experience	94.2%
Work experiences	
Mean number of work experiences	3.6
Percent with at least 1 work experience	89.7%
Publications	
Mean number of publications	3.2
Percent with at least 1 publication	46.5%
Percent with membership in Sigma Sigma Phi	20.6%
COMLEX-USA Level 1	
Mean score	532.6
Standard deviation	85.7
Median score	531
High score	805
Low score	272
Percent passing on 1st attempt	94.8%
COMLEX-USA Level 2-CE	
Mean score	551.0
Standard deviation	105.2
Median score	546
High score	918
Low score	320
Percent passing on 1st attempt	94.8%
COMLEX-USA Level 2-PE	
Percent passing on 1st attempt	92.3%

Copyright ©2015 AACOM
Produced by AACOM with participation by AOA and NBOME

Table 22 – Urological Surgery

There were 18 osteopathic urological surgery positions. All eighteen of those positions were filled as first-choice in the match.

Match measure	1st choice matches
Number of participants	18
Mean number of contiguous 1st choice designations	5.1
Percent designating 1st choice only once	0.0%
Research experiences	
Mean number of research experiences	2.6
Percent with at least 1 research experience	94.4%
Volunteer experiences	
Mean number of volunteer experiences	6.4
Percent with at least 1 volunteer experience	100.0%
Work experiences	
Mean number of work experiences	2.7
Percent with at least 1 work experience	100.0%
Publications	
Mean number of publications	4.2
Percent with at least 1 publication	72.2%
Percent with membership in Sigma Sigma Phi	50.0%
COMLEX-USA Level 1	
Mean score	605.3
Standard deviation	87.6
Median score	617
High score	752
Low score	437
Percent passing on 1st attempt	100.0%
COMLEX-USA Level 2-CE	
Mean score	647.1
Standard deviation	84.6
Median score	646
High score	799
Low score	522
Percent passing on 1st attempt	100.0
COMLEX Level 2-PE	
Percent passing on 1st attempt	100.0%