



EY 2017 Medical School Admission Report

Executive Summary

The following report examines the matriculation metrics for UT Austin students admitted to Medical Schools. All counts represented on these data tables are of matriculated students who released their data to UT HPO only unless specified otherwise.

Contents

Applicants & Matriculants by Application Service.....	2
Applicant, Accepted & Matriculant Numbers.....	2
Majors for Matriculants to Medical School	6
Overall GPA for Matriculants by Application Service	7
Science GPA (BCPM) by Application Service.....	8
GPA vs. Medical School Matriculation Summary	9
GPA vs. School Matriculated To.....	9
Matriculants to Texas (Overall GPA & Science (BCPM) GPA)	9
Matriculants to Out-of-State Allopathic Schools (Overall GPA & Science (BCPM) GPA)	11
Matriculants to Out-of-State Osteopathic Schools (Overall GPA & Science (BCPM) GPA)	15
Top Allopathic Applicants Schools	18
Texas Applicants	18
Out-of-State Applicants	18
Top Allopathic Matriculant Schools.....	19
Texas Matriculants.....	19
Out-of-State Matriculants.....	19
Top Osteopathic Applicants Schools.....	20
Top Osteopathic Matriculant Schools.....	20
MCAT Scores Analysis	21
MCAT Analysis for Matriculants to Allopathic Schools.....	21
MCAT Analysis for Matriculants to Osteopathic Schools	21
MCAT vs Texas School Matriculated To.....	22
MCAT vs Out-of-State Allopathic School Matriculated To	22
MCAT vs Out-of-State Osteopathic School Matriculated To	23

Matriculation Overview

The following tables & charts show the matriculation data for each application service; TMDSAS, AACOMAS and AMCAS. It can also be seen that matriculated medical schools have a variety of different majors. Major in what interests you the most. Most students that graduated from UT Austin applied and matriculated to schools within the state of Texas. It can be seen matriculated students to Allopathic schools had a GPA between 3.61-4.00 and comparatively, matriculated students to Osteopathic schools had a GPA between 3.31-3.70.

Applicants & Matriculants by Application Service

**The data in this table is based solely on UT Austin Students who released their application data to UT HPO.*

	Applicants	Accepted Applicants	Matriculated (% of applicants who matriculated)
TMDSAS	581	335 / 57%*	274 / 47%*
AACOMAS	196	94* / 47%	69 / 35%
AMCAS (includes Baylor)	441	112* / 25%	77 / 17%

*TMDSAS:

- The Accepted Applicants and Matriculated Applicants percentages do not reflect the data from 148 students who did not release their data to UT HPO.

*AMCAS:

- Accepted Applicants & Matriculated Applicants includes; Out of State Allopathic Schools & Baylor College of Medicine

*AACOMAS:

- 25 of the 94 students who were accepted to an AACOMAS DO school matriculated to an Allopathic medical school instead and are represented in either the TMDSAS or AMCAS data points.

Applicant, Accepted & Matriculant Numbers

All data from this point on is based on UT Austin students who released their application data to UT HPO

AMCAS Texas Private Allopathic Schools	Applicants – Total UT Applicants to each school (includes students who applied to multi schools)	Accepted (includes students who received offers at multiple schools)	Matriculated (includes only students who released data to UT HPO)
Baylor	343	54*	41

**13 of the 54 accepted applicants matriculated to other allopathic medical schools*

TMDSAS Texas Public Allopathic Schools	Applicants – Total UT Applicants to each school (includes students who applied to multi schools)	Accepted (includes students who received offers at multiple schools)	Matriculated (includes only students who released data to UT HPO)
UT Medical Branch School of Medicine	559	95	31
UT Health McGovern Medical School	563	112	61
UT Health Long School of Medicine	566	92	39
UT Rio Grande Valley School of Medicine	462	16	8
UT Austin Dell Medical School	548	30	19

UT Southwestern Medical School	546	64	29
Texas A&M University College of Medicine	547	81	28
Texas Tech University Health Sciences Center School of Medicine	516	53	17
Texas Tech University Health Science Center Paul L. Foster School of Medicine	482	41	12

AACOMAS & TMDSAS: Osteopathic Texas Schools Public & Private	Applicants – Total UT Applicants to each school (includes students who applied to multi schools)	Accepted (includes students who received offers at multiple schools)	Matriculated (includes only students who released data to UT HPO)
UNT Health Science Center Texas College of Osteopathic Medicine	417	66	30
The University of the Incarnate Word School of Osteopathic Medicine	124	32	18
A.T. Still University - School of Osteopathic Medicine in Arizona	78	3	2
Alabama College of Osteopathic Medicine	46	4	1
Arkansas College of Osteopathic Medicine	23	9	7
Burrell College of Osteopathic Medicine at New Mexico State University	4	4	4
Chicago College of Osteopathic Medicine of Midwestern University	68	3	2
Des Moines University College of Osteopathic Medicine	47	1	1
Edward Via College of Osteopathic Medicine - Auburn	35	1	1
Kansas City University of Medicine and Biosciences College of Osteopathic Medicine	83	9	5
Lake Erie College of Osteopathic Medicine	91	4	1
Liberty University College of Osteopathic Medicine	13	2	2
Lincoln Memorial University–DeBusk College of Osteopathic Medicine	54	2	1

New York Institute of Technology College of Osteopathic Medicine	53	10	4
Ohio University Heritage College of Osteopathic Medicine	31	1	1
Philadelphia College of Osteopathic Medicine - Georgia Campus	47	1	1
Rocky Vista University College of Osteopathic Medicine-Colorado/Utah	2	2	2
Touro College of Osteopathic Medicine–New York	55	3	3
Touro University College of Osteopathic Medicine–California	42	3	1
Touro University Nevada College of Osteopathic Medicine	31	4	3
University of Pikeville–Kentucky College of Osteopathic Medicine	29	1	1
West Virginia School of Osteopathic Medicine	47	6	1
Western University of Health Sciences/College of Osteopathic Medicine of the Pacific	67	2	2
William Carey University College of Osteopathic Medicine	52	8	5

AMCAS: Out of State Allopathic Public Schools	Applicants – Total UT Applicants to each school (includes students who applied to multi schools)	Accepted (includes students who received offers at multiple schools)	Matriculated (includes only students who released data to UT HPO)
Central Michigan University College of Medicine	14	2	1
Columbia University College of P & S	87	2	1
Eastern Virginia Medical School	36	2	1
Georgetown University School of Medicine	79	3	1
Harvard Medical School	87	1	1
Howard University	66	2	1
Icahn School of Medicine at Mount Sinai	45	2	1
Johns Hopkins University School of Medicine	71	2	1
Keck School of Medicine University of Southern California	68	2	2
Loyola University Chicago Stritch School of Medicine	57	2	2
LSU School of Medicine in New Orleans	49	3	1
Saint Louis University School of Medicine	43	1	1
Stanford University School of Medicine	95	2	2
State University of New York Downstate Medical Center	21	1	1
The University of Oklahoma	50	2	2
Tulane University School of Medicine	98	4	1
Uniformed Services University of the Health Science	16	1	1
University of Alabama School of Medicine	30	1	1
University of California San Diego	77	1	1
University of California-Riverside School of Medicine	18	1	1
University of Chicago - Pritzker	46	3	2
University of Cincinnati College of Medicine	9	1	1
University of Colorado School of Medicine	58	3	2
University of Rochester School of Medicine	28	2	1
University of Tennessee Health Science Center College of Medicine	7	1	1
University of Washington School of Medicine	83	3	2
University of Wisconsin	22	2	1
Washington University School of Medicine	48	3	1
Yale School of Medicine	55	3	1

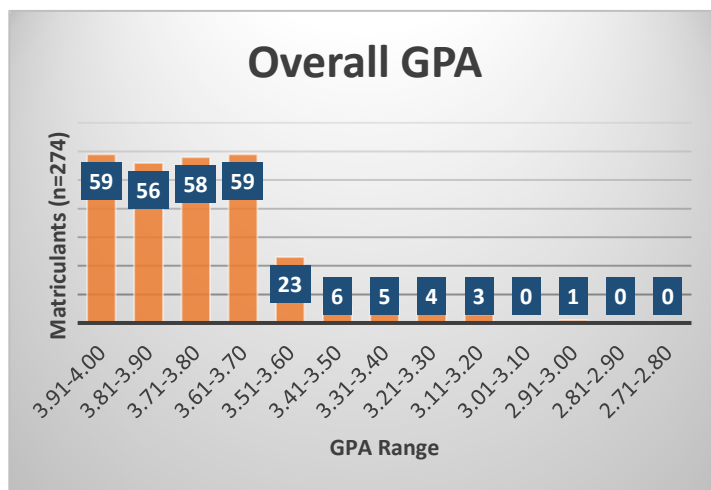
Majors for Matriculants to Medical School

Major	# of UT Matriculants per major (n= 420)
Accounting	3
Advertising	1
Anthropology	6
Applied Learning & Development	1
Art History	1
Biochemistry	67
Biology	125
Biomedical Engineering	9
Business	4
Chemistry	10
Chemical Engineering	6
Cell Biology & Molecular Biology	2
Computer Science	2
Communication Studies	1
Civil Engineering	1
Economics	1
Ecology & Evolutionary Biology	1
English	2
Exercise Science	1
Ethnic Studies (African/African-American Studies)	1
Finance	5
Government	1
Health Promotion	1
Human Biology	13
Human Development & Family Sciences	16
History	3
International Relations	1
Kinesiology	1
Mathematics	1
Mechanical Engineering	2
Medical Technology	1
Microbiology	6
Management	7
Neurobiology	14
Neuroscience	24
Nutritional Science	6
Nutrition	13
Other Not Listed	14
Pharmacy	1
Philosophy	1
Physics	4
Plan II Honors Program	9
Political Science	1
Psychology	15
Petroleum Engineering	1
Public Affairs	2
Public Health	10
Sociology	1
Spanish	1

Overall GPA for Matriculants by Application Service

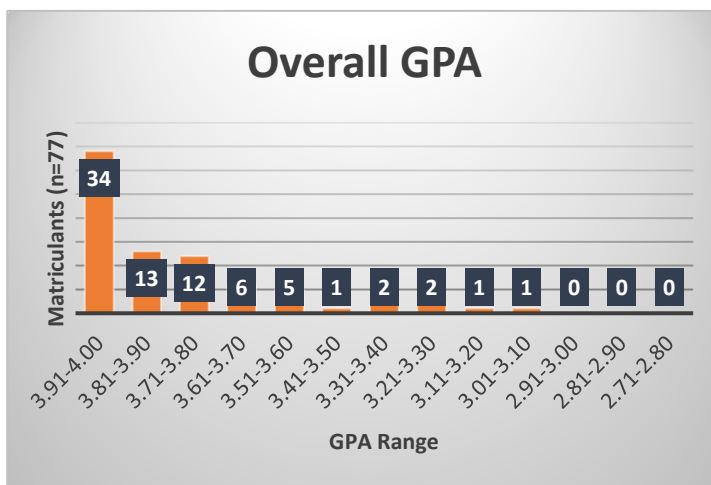
Overall GPA	n	%
3.91-4.00	59	22%
3.81-3.90	56	20%
3.71-3.80	58	21%
3.61-3.70	59	22%
3.51-3.60	23	8%
3.41-3.50	6	2%
3.31-3.40	5	2%
3.21-3.30	4	1%
3.11-3.20	3	1%
3.01-3.10	0	0%
2.91-3.00	1	0%
2.81-2.90	0	0%
2.71-2.80	0	0%
Total	274	100%

TMDSAS includes UNT Health Science Center Texas College of Osteopathic Medicine



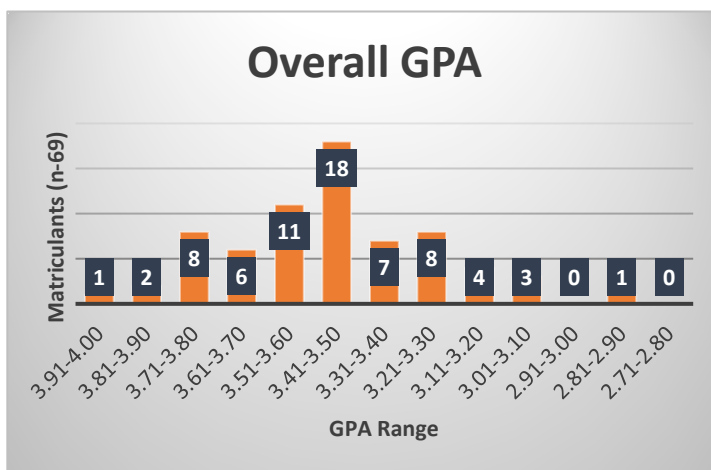
Overall GPA	n	%
3.91-4.00	34	44%
3.81-3.90	13	17%
3.71-3.80	12	16%
3.61-3.70	6	8%
3.51-3.60	5	6%
3.41-3.50	1	1%
3.31-3.40	2	3%
3.21-3.30	2	3%
3.11-3.20	1	1%
3.01-3.10	1	1%
2.91-3.00	0	0%
2.81-2.90	0	0%
2.71-2.80	0	0%
Total	77	100%

AMCAS includes Baylor College of Medicine



Overall GPA	n	%
3.91-4.00	1	1%
3.81-3.90	2	3%
3.71-3.80	8	12%
3.61-3.70	6	9%
3.51-3.60	11	16%
3.41-3.50	18	26%
3.31-3.40	7	10%
3.21-3.30	8	12%
3.11-3.20	4	6%
3.01-3.10	3	4%
2.91-3.00	0	0%
2.81-2.90	1	1%
2.71-2.80	0	0%
Total	69	100%

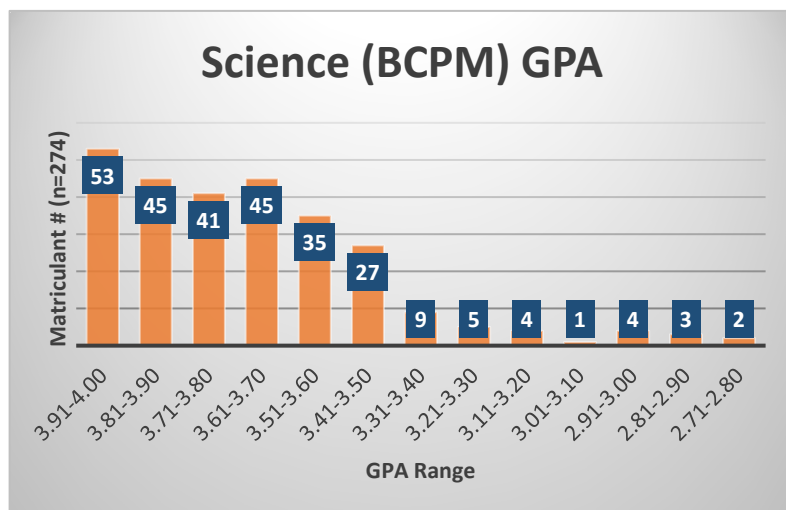
AACOMAS includes The University of the Incarnate Word School of Osteopathic Medicine



Science GPA (BCPM) by Application Service

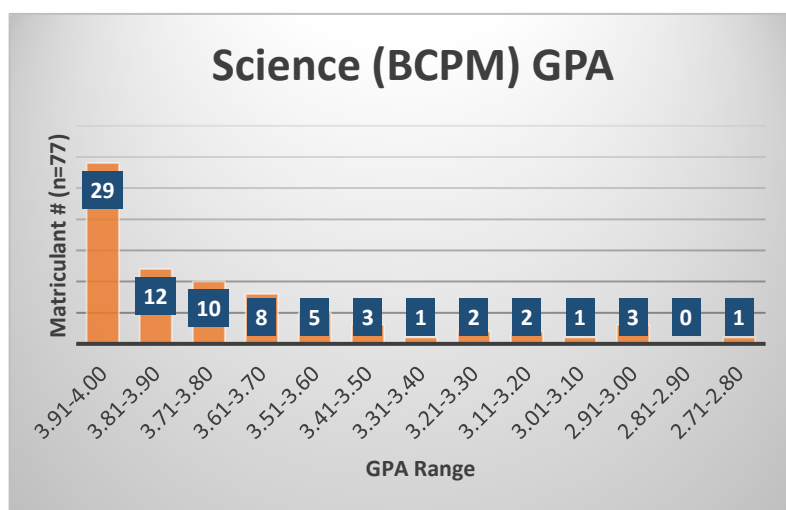
Science GPA (BCPM)	n	%
3.91-4.00	53	19%
3.81-3.90	45	16%
3.71-3.80	41	15%
3.61-3.70	45	16%
3.51-3.60	35	13%
3.41-3.50	27	10%
3.31-3.40	9	3%
3.21-3.30	5	2%
3.11-3.20	4	1%
3.01-3.10	1	0%
2.91-3.00	4	1%
2.81-2.90	3	1%
2.71-2.80	2	1%
Total	274	100%

TMDSAS includes UNT Health Science Center Texas College of Osteopathic Medicine



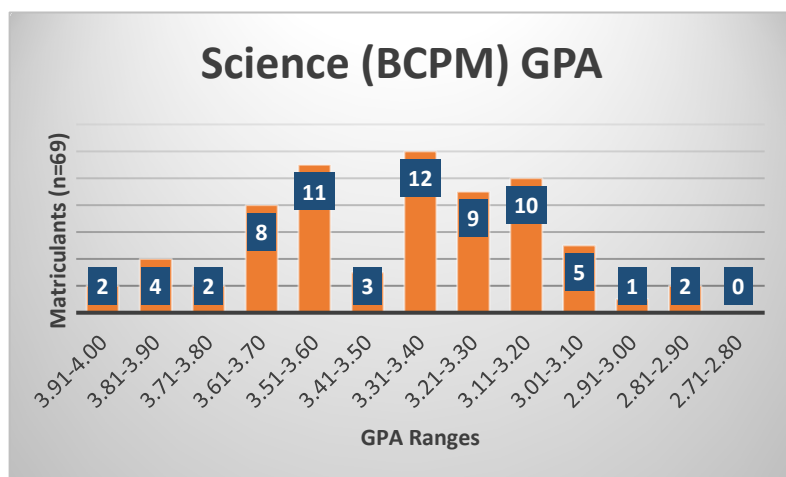
Science GPA (BCPM)	n	%
3.91-4.00	29	38%
3.81-3.90	12	16%
3.71-3.80	10	13%
3.61-3.70	8	10%
3.51-3.60	5	6%
3.41-3.50	3	4%
3.31-3.40	1	1%
3.21-3.30	2	3%
3.11-3.20	2	3%
3.01-3.10	1	1%
2.91-3.00	3	4%
2.81-2.90	0	0%
2.71-2.80	1	1%
Total	77	100%

AMCAS includes Baylor College of Medicine



Science GPA (BCPM)	n	%
3.91-4.00	2	3%
3.81-3.90	4	6%
3.71-3.80	2	3%
3.61-3.70	8	12%
3.51-3.60	11	16%
3.41-3.50	3	4%
3.31-3.40	12	17%
3.21-3.30	9	13%
3.11-3.20	10	14%
3.01-3.10	5	7%
2.91-3.00	1	1%
2.81-2.90	2	3%
2.71-2.80	0	0%
Total	69	100%

AACOMAS includes The University of the Incarnate Word School of Osteopathic Medicine



GPA vs. Medical School Matriculation Summary

The following figures show the relation between the school(s) matriculated to and the students' GPA.

GPA vs. School Matriculated To

Matriculants to Texas (Overall GPA & Science (BCPM) GPA)

Texas Schools Matriculated to; Allopathic and Osteopathic	Overall GPA												
	4.00- 3.91	3.90- 3.81	3.80- 3.71	3.70- 3.61	3.60- 3.51	3.50- 3.41	3.40- 3.31	3.30- 3.21	3.20- 3.11	3.10- 3.01	3.00- 2.91	2.90- 2.81	2.80- 2.71
UT Southwestern Medical School	12	6	4	5			1		1				
UT Medical Branch School of Medicine	11	9	7	3	1								
UT Health McGovern Medical School	15	18	14	12	2								
UT Health Long School of Medicine	9	8	9	8	3	1	1						
UT Austin Dell Medical School	5	4	4	3									
Texas A&M University College of Medicine	5	3	9	9	1		1						
Texas Tech University Health Sciences Center School of Medicine	2	3	4	6	2								
UT Rio Grande Valley School of Medicine		1	1	1			1	3			1		
Texas Tech University Health Science Center Paul L. Foster School of Medicine			3	6	2	1							
Baylor College of Medicine	27	10	3	1									
UNT Health Science Center Texas College of Osteopathic Medicine		4	3	6	9	4	1	1	2				
The University of the Incarnate Word School of Osteopathic Medicine		1	4	1	2	5	2		1	2			

	BCPM Science GPA												
Texas Schools Matriculated to; Allopathic and Osteopathic	4.00- 3.91	3.90- 3.81	3.80- 3.71	3.70- 3.61	3.60- 3.51	3.50- 3.41	3.40- 3.31	3.30- 3.21	3.20- 3.11	3.10- 3.01	3.00- 2.91	2.90- 2.81	2.80- 2.71
UT Southwestern Medical School	9	6	5	5	1	1			1			1	
UT Medical Branch School of Medicine	9	7	6	6	2	1							
UT Health McGovern Medical School	17	11	11	11	8	2	1						
UT Health Long School of Medicine	8	7	5	6	6	4	2				1		
UT Austin Dell Medical School	4	5	2	2	1	5							
Texas A&M University College of Medicine	4	3	3	7	6	3	1						
Texas Tech University Health Sciences Center School of Medicine	2	3	2	4	4	2						1	
UT Rio Grande Valley School of Medicine	2	3	2	4	4	2							
Texas Tech University Health Science Center Paul L. Foster School of Medicine			2		1			2		1			2
Baylor College of Medicine			3	1	1	3	3		1				
UNT Health Science Center Texas College of Osteopathic Medicine	24	8	5	2	1	1							
The University of the Incarnate Word School of Osteopathic Medicine		3	2	3	5	6	2	3	2		3	1	

Matriculants to Out-of-State Allopathic Schools (Overall GPA & Science (BCPM) GPA)

Out-of-State Allopathic School Name Public & Private Schools	Overall GPA												
	4.00- 3.91	3.90- 3.81	3.80- 3.71	3.70- 3.61	3.60- 3.51	3.50- 3.41	3.40- 3.31	3.30- 3.21	3.20- 3.11	3.10- 3.01	3.00- 2.91	2.90- 2.81	2.80- 2.71
Central Michigan University College of Medicine					1								
Columbia University College of P & S	1												
Eastern Virginia Medical School										1			
Georgetown University School of Medicine	1												
Harvard Medical School		1											
Howard University									1				
Icahn School of Medicine at Mount Sinai	1												
Johns Hopkins University School of Medicine		1											
Keck School. of Medicine University of Southern California	1			1									
Loyola University Chicago Stritch School of Medici			1					1					
LSU School of Medicine in New Orleans								1					
Saint Louis University School of Medicine			1										
Stanford University School of Medicine	1		1										
State University of New York Downstate Medical Center			1										
The University of Oklahoma			1	1									
Tulane University School of Medicine				1									
Uniformed Services University of the Health Sciences					1								
University of Alabama School of Medicine						1							

University of California San Diego					1								
University of California-Riverside School of Medicine			1										
University of Chicago - Pritzker	2												
University of Cincinnati College of Medicine					1								
University of Colorado School of Medicine			1		1								
University of Rochester School of Medicine and Den				1									
University of Tennessee Health Science Center College of Medicine			1										
University of Washington School of Medicine							2						
University of Wisconsin		1											
Washington University School of Medicine				1									
Yale School of Medicine			1										
	4.00-3.91	3.90-3.81	3.80-3.71	3.70-3.61	3.60-3.51	3.50-3.41	3.40-3.31	3.30-3.21	3.20-3.11	3.10-3.01	3.00-2.91	2.90-2.81	2.80-2.71

Out-of-State Allopathic School Name Public & Private Schools	BCPM Science GPA												
	4.00- 3.91	3.90- 3.81	3.80- 3.71	3.70- 3.61	3.60- 3.51	3.50- 3.41	3.40- 3.31	3.30- 3.21	3.20- 3.11	3.10- 3.01	3.00- 2.91	2.90- 2.81	2.80- 2.71
Central Michigan University College of Medicine											1		
Columbia University College of P & S		1											
Eastern Virginia Medical School													1
Georgetown University School of Medicine	1												
Harvard Medical School		1											
Howard University											1		
Icahn School of Medicine at Mount Sinai		1											
Johns Hopkins University School of Medicine		1											
Keck School of Medicine University of Southern California	1				1								
Loyola University Chicago Stritch School of Medici				1						1			
LSU School of Medicine in New Orleans											1		
Saint Louis University School of Medicine			1										
Stanford University School of Medicine	1			1									
State University of New York Downstate Medical Center					1								
The University of Oklahoma			2										
Tulane University School of Medicine					1								
Uniformed Services University of the Health Sciences							1						
University of Alabama School of Medicine						1							
University of California San Diego				1									

University of California-Riverside School of Medicine			1										
University of Chicago - Pritzker	2												
University of Cincinnati College of Medicine				1									
University of Colorado School of Medicine				1					1				
University of Rochester School of Medicine and Den						1							
University of Tennessee Health Science Center College of Medicine					1								
University of Washington School of Medicine								1	1				
University of Wisconsin				1									
Washington University School of Medicine								1					
Yale School of Medicine			1										
	4.00-3.91	3.90-3.81	3.80-3.71	3.70-3.61	3.60-3.51	3.50-3.41	3.40-3.31	3.30-3.21	3.20-3.11	3.10-3.01	3.00-2.91	2.90-2.81	2.80-2.71

Matriculants to Out-of-State Osteopathic Schools (Overall GPA & Science (BCPM) GPA)

Out-of-State Osteopathic School Name Public & Private Schools	Overall GPA by School												
	4.00-3.91	3.90-3.81	3.80-3.71	3.70-3.61	3.60-3.51	3.50-3.41	3.40-3.31	3.30-3.21	3.20-3.11	3.10-3.01	3.00-2.91	2.90-2.81	2.80-2.71
A.T. Still University - School of Osteopathic Medicine in Arizona				1				1					
Alabama College of Osteopathic Medicine						1							
Arkansas College of Osteopathic Medicine			2		2	3							
Burrell College of Osteopathic Medicine at New Mexico State University						1	1	1	1				
Chicago College of Osteopathic Medicine of Midwestern University							1	1					
Des Moines University College of Osteopathic Medicine						1							
Edward Via College of Osteopathic Medicine - Auburn					1								
Kansas City University of Medicine and Biosciences College of Osteopathic Medicine		1				3		1					
Lake Erie College of Osteopathic Medicine								1					
Liberty University College of Osteopathic Medicine			1						1				
Lincoln Memorial University–DeBusk College of Osteopathic Medicine						1							
New York Institute of Technology College of Osteopathic Medicine			1	2			1						
Ohio University Heritage College of Osteopathic Medicine	1												
Philadelphia College of Osteopathic Medicine - Georgia Campus					1								
Rocky Vista University College of Osteopathic Medicine-Colorado/Utah								1		1			
Touro College of Osteopathic Medicine–New York						1	1	1					
Touro University College of Osteopathic Medicine–California					1								

Touro University Nevada College of Osteopathic Medicine					1	2							
University of Pikeville– Kentucky College of Osteopathic Medicine					1								
West Virginia School of Osteopathic Medicine					1								
Western University of Health Sciences/College of Osteopathic Medicine of the Pacific				1			1						
William Carey University College of Osteopathic Medicine				1	1			1	1			1	

Out-of-State Osteopathic School Name Public & Private Schools	BCPM Science GPA												
	4.00- 3.91	3.90- 3.81	3.80- 3.71	3.70- 3.61	3.60- 3.51	3.50- 3.41	3.40- 3.31	3.30- 3.21	3.20- 3.11	3.10- 3.01	3.00- 2.91	2.90- 2.81	2.80- 2.71
A.T. Still University - School of Osteopathic Medicine in Arizona					1			1					
Alabama College of Osteopathic Medicine							1						
Arkansas College of Osteopathic Medicine				2	1	2	1	1					
Burrell College of Osteopathic Medicine at New Mexico State University				1			1		2				
Chicago College of Osteopathic Medicine of Midwestern University								1	1				
Des Moines University College of Osteopathic Medicine									1				
Edward Via College of Osteopathic Medicine - Auburn				1									
Kansas City University of Medicine and Biosciences College of Osteopathic Medicine		1		1			2		1				
Lake Erie College of Osteopathic Medicine											1		
Liberty University College of Osteopathic Medicine		1							1				
Lincoln Memorial University–DeBusk College of Osteopathic Medicine								1					
New York Institute of Technology College of Osteopathic Medicine			1			1			1	1			

Ohio University Heritage College of Osteopathic Medicine	1												
Philadelphia College of Osteopathic Medicine - Georgia Campus					1								
Rocky Vista University College of Osteopathic Medicine-Colorado/Utah								1		1			
Touro College of Osteopathic Medicine–New York							1	1	1				
Touro University College of Osteopathic Medicine–California		1											
Touro University Nevada College of Osteopathic Medicine					1			2					
University of Pikeville–Kentucky College of Osteopathic Medicine									1				
West Virginia School of Osteopathic Medicine				1									
Western University of Health Sciences/College of Osteopathic Medicine of the Pacific					2								
William Carey University College of Osteopathic Medicine					1		2		1			1	
	4.00-3.91	3.90-3.81	3.80-3.71	3.70-3.61	3.60-3.51	3.50-3.41	3.40-3.31	3.30-3.21	3.20-3.11	3.10-3.01	3.00-2.91	2.90-2.81	2.80-2.71

Top Allopathic Applicants Schools

Texas Applicants

Top Schools Applied to	# of UT Austin Applicants
UT Health Long School of Medicine	566
UT Health McGovern Medical School	563
UT Medical Branch School of Medicine	559
UT Austin Dell Medical School	548
Texas A&M University College of Medicine	547
UT Southwestern Medical School	546
Texas Tech University Health Sciences Center School of Medicine	516

Data in this table is based on UT Austin Students who released their application data to UT HPO

Out-of-State Applicants

Top Schools Applied to	# of UT Austin Applicants
Tulane University School of Medicine	98
Stanford University School of Medicine	95
Columbia University College of P & S	87
Harvard Medical School	87
University of Washington School of Medicine	83
Georgetown University School of Medicine	79
University of California San Diego	77
Johns Hopkins University School of Medicine	71
Keck School of Medicine University of Southern California	68
Howard University	66
University of Colorado School of Medicine	58
Loyola University Chicago Stritch School of Medicine	57
Yale School of Medicine	55
The University of Oklahoma	50

Data in this table is based solely on UT Austin Students who released their application data to UT HPO

Top Allopathic Matriculant Schools

Texas Matriculants

The following Texas Medical Schools had 20 or more UT Austin Students matriculate to their school.

Top Schools Matriculated to	# UT Austin Matriculants
UT Health McGovern Medical School	61
Baylor College of Medicine	41
UT Health Long School of Medicine	39
UT Medical Branch School of Medicine	31
UT Southwestern Medical School	29
Texas A&M University College of Medicine	28

Data in this table is based solely on UT Austin Students who released their application data to UT HPO

Out-of-State Matriculants

The following Out-of-State Allopathic schools had more than one UT Austin Student matriculate to their school.

Top Schools Matriculated to	# UT Austin Matriculants
Stanford University School of Medicine	2
University of Washington School of Medicine	2
Loyola University Chicago Stritch School of Medicine	2
Keck Sch. of Med. University of Southern California	2
University of Colorado School of Medicine	2
The University of Oklahoma	2
University of Chicago - Pritzker	2

Data in this table is based solely on UT Austin Students who released their application data to UT HPO

Top Osteopathic Applicants Schools

Top Schools Applied to	# of UT Austin Applicants
UNT Health Science Center Texas College of Osteopathic Medicine	417
University of the Incarnate Word School of Osteopathic Medicine	124
Lake Erie College of Osteopathic Medicine	91
Kansas City University of Medicine and Biosciences College of Osteopathic Medicine	83
A.T. Still University - School of Osteopathic Medicine in Arizona	78
Chicago College of Osteopathic Medicine of Midwestern University	68
Western University of Health Sciences/College of Osteopathic Medicine of the Pacific	67

Data in this table is based solely on UT Austin Students who released their application data to UT HPO

Top Osteopathic Matriculant Schools

The following Osteopathic schools had three or more UT Austin Students Matriculate to their school.

Top Schools Matriculated to	# UT Austin Matriculants
UNT Health Science Center Texas College of Osteopathic Medicine	30
University of the Incarnate Word School of Osteopathic Medicine	18
Arkansas College of Osteopathic Medicine	7
Kansas City University of Medicine and Biosciences College of Osteopathic Medicine	5
William Carey University College of Osteopathic Medicine	5
Burrell College of Osteopathic Medicine at New Mexico State University	4
New York Institute of Technology College of Osteopathic Medicine (NYITCOM) Old Westbury, NY and Jonesboro, AR	4
Touro College of Osteopathic Medicine New York	3
Touro University Nevada College of Osteopathic Medicine	3

Data in this table is based solely on UT Austin Students who released their application data to UT HPO.

MCAT Scores Analysis

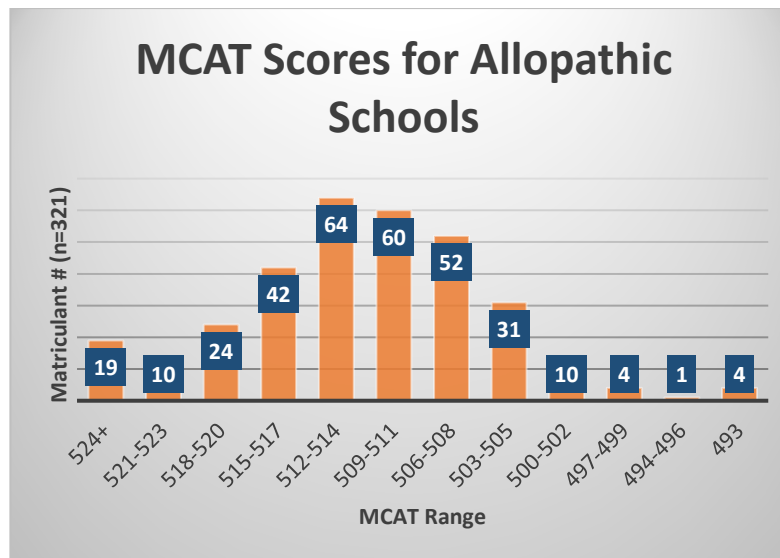
The following tables & graphs show the MCAT ranges & the relation between MCAT score & school matriculated to.

MCAT Analysis

MCAT Analysis for Matriculants to Allopathic Schools

MCAT B Score	n	% of matriculants
524+	19	6%
521-523	10	3%
518-520	24	7%
515-517	42	13%
512-524	64	20%
509-511	60	19%
506-508	52	16%
503-505	31	10%
500-502	10	3%
497-499	4	1%
494-496	1	0%
493	4	1%
Total	321	100%

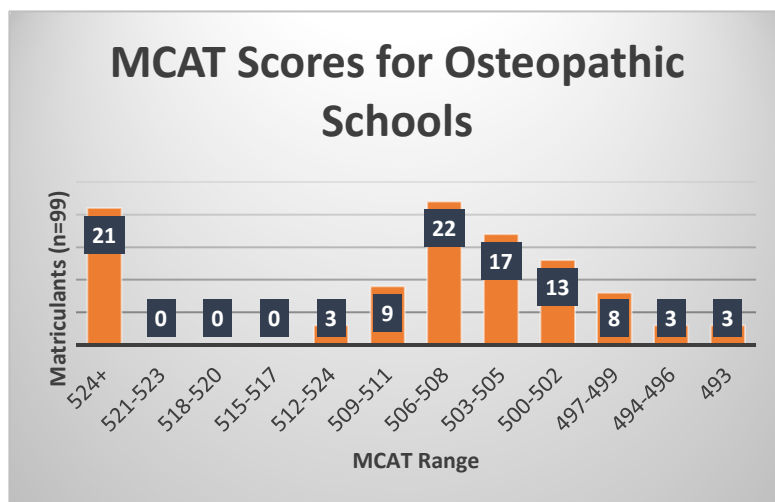
*Combined TMDSAS & AMCAS Matriculated Students – does not include UNT Health Science Center Texas College of Osteopathic Medicine



MCAT Analysis for Matriculants to Osteopathic Schools

MCAT B Score	n	% of Matriculants
524+	21	21%
521-523	0	0%
518-520	0	0%
515-517	0	0%
512-524	3	3%
509-511	9	9%
506-508	22	22%
503-505	17	17%
500-502	13	13%
497-499	8	8%
494-496	3	3%
493	3	3%
Total	99	100%

*Combined TMDSAS – Only includes UNT Health Science Center Texas College of Osteopathic Medicine & AACOMAS Matriculated students



MCAT vs Texas School Matriculated To

School Name	524+	523-521	520-518	517-515	514-512	511-509	508-506	505-503	502-500	499-497	496-494	493
Texas A&M University College of Medicine	2				6	13	6	1				
UT Austin Dell Medical School	3		2	3	3	6	2					
UT Southwestern Medical School	3	3	3	5	9	3	2	1				
Texas Tech University Health Science Center Paul L. Foster School of Medicine	2		1		2	3	1	1	2			
UT Medical Branch School of Medicine	2		1	1	6	6	5	9	1			
UT Health McGovern Medical School			3	5	15	10	17	9	2			
UT Rio Grande Valley School of Medicine					1	1	4			2		
UT Health Long School of Medicine		2	2	4	6	11	9	4	1			
Texas Tech University Health Sciences Center School of Medicine	4		1	1	2	3	1	2	3			
Baylor College of Medicine	1	5	8	17	8	1	1					
University of the Incarnate Word School of Osteopathic Medicine	3				1	1	3	2	4	3	1	
UNT Health Science Center Texas College of Osteopathic Medicine	7				2	5	8	7	1			

MCAT vs Out-of-State Allopathic School Matriculated To

School Name	524+	523-521	520-518	517-515	514-512	511-509	508-506	505-503	502-500	499-497	496-494	493
Central Michigan University College of Medicine										1		
Columbia University College of P & S	1											
Eastern Virginia Medical School												1
Georgetown University School of Medicine					1							
Harvard Medical School				1								
Howard University								1				
Icahn School of Medicine at Mount Sinai				1								
Johns Hopkins University School of Medicine					1							
Keck School of Medicine University of Southern California	1		1									
Loyola University Chicago Stritch School of Medicine							1				1	
LSU School of Medicine in New Orleans				1								

Saint Louis University School of Medicine					1							
Stanford University School of Medicine				1	1							
State University of New York Downstate Medical Center			1									
The University of Oklahoma						2						
Tulane University School of Medicine								1				
Uniformed Services University of the Health Science									1			
University of Alabama School of Medicine												1
University of California San Diego					1							
University of California-Riverside School of Medicine							1					
University of Chicago - Pritzker			1	1								
University of Cincinnati College of Medicine								1				
University of Colorado School of Medicine								1				1
University of Rochester School of Medicine												1
University of TN Health Science Center College of Medicine							1					
University of Washington School of Medicine						1				1		
University of Wisconsin							1					
Washington University School of Medicine				1								
Yale School of Medicine					1							

MCAT vs Out-of-State Osteopathic School Matriculated To

School Name	524+	523-521	520-518	517-515	514-512	511-509	508-506	505-503	502-500	499-497	496-494	493
A.T. Still University - School of Osteopathic Medicine in Arizona	1								1			
Alabama College of Osteopathic Medicine							1					
Arkansas College of Osteopathic Medicine	1						1		2	1	1	1
Burrell College of Osteopathic Medicine at New Mexico State University								2	1			1
Chicago College of Osteopathic Medicine of Midwestern University	1					1						
Des Moines University College of Osteopathic Medicine								1				
Edward Via College of Osteopathic Medicine - Auburn							1					

Kansas City University of Medicine and Biosciences College of Osteopathic Medicine	1						3				1	
Lake Erie College of Osteopathic Medicine									1			
Liberty University College of Osteopathic Medicine									1			1
Lincoln Memorial University–DeBusk College of Osteopathic Medicine	1											
New York Institute of Technology College of Osteopathic Medicine	2						1	1				
Ohio University Heritage College of Osteopathic Medicine							1					
Philadelphia College of Osteopathic Medicine - Georgia Campus								1				
Rocky Vista University College of Osteopathic Medicine-Colorado/Utah	2											
Touro College of Osteopathic Medicine–New York							1	1		1		
Touro University College of Osteopathic Medicine–California									1			
Touro University Nevada College of Osteopathic Medicine						1	1	1				
University of Pikeville–Kentucky College of Osteopathic Medicine	1											
West Virginia School of Osteopathic Medicine										1		
Western University of Health Sciences/College of Osteopathic Medicine of the Pacific	1						1					
William Carey University College of Osteopathic Medicine						1		1	1	2		
	524+	523-521	520-518	517-515	514-512	511-509	508-506	505-503	502-500	499-497	496-494	493