

Placement Rates

2021

This report contains placement rates for the DO & DONW 2021 graduating class as of July 2021. Placement rates are presented by specialty type, location, and program.

DO/DONW 2021

College of Osteopathic Medicine of the Pacific (All Campuses)

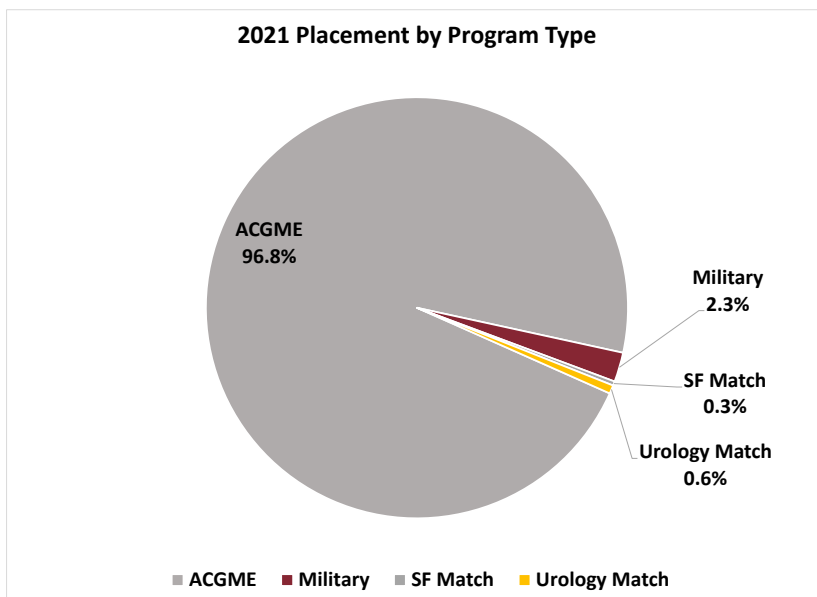
Placement Rates (2017 to 2021)

Class	Total Graduates	Placement Rate
DO/DONW Class of 2021	316	97.8%
DO/DONW Class of 2020	315	96.8%
DO/DONW Class of 2019	328	98.8%
DO/DONW Class of 2018	322	98.4%
DO/DONW Class of 2017	304	99.0%

Class of 2021 Placement Rates

The DO/DONW class of 2021 is comprised of 316 students, none of whom deferred their placement to the 2022 cycle. The chart below details the placement rate for the 316 DO/DONW 2021 students that participated in the 2021 cycle by program/placement type.

Program	2021
ACGME	299
Military	7
SF Match	1
Urology Match	2
Did Not Place	7
Total Placed:	309
Placement Rate:	97.8%



Choice

Of the 316 students who placed after their participation in a match program in 2021, 309 placed into a residency program.

Placement by Specialty

Specialty	Total Placed	% of Total
Anesthesiology	22	7.12%
Child Neurology	1	0.32%
Dermatology	3	0.97%
Diagnostic Radiology	1	0.32%
Emergency Medicine	37	11.97%
Emergency Medicine/Family Medicine	1	0.32%
Family Medicine	70	22.65%
Internal Medicine	73	23.62%
Internal Medicine/Pediatrics	1	0.32%
Internal Medicine/Psychiatry	1	0.32%
Interventional Radiology (Integrated)	1	0.32%
Neurological Surgery	1	0.32%
Neurology	5	1.62%
Obstetrics and Gynecology	11	3.56%
Ophthalmology	2	0.65%
Orthopedic Surgery	5	1.62%
Pathology-Anatomic and Clinical	2	0.65%
Pediatrics	17	5.50%
Physical Medicine and Rehabilitation	11	3.56%
Psychiatry	15	4.85%
Radiology-Diagnostic	8	2.59%
Surgery-General	7	2.27%
Transitional Year	12	3.89%
Urology	2	0.65%
Total:	309	100.00%
Total Primary Care*:	172	
Primary Care %:	55.66%	

**Based on HRSA definition of primary care specialties.*

Placement by Location/Program

Location/Program	Total	% of Total
Arizona	8	2.59%
Creighton Univ Affil Hospitals	4	1.29%
Midwestern University OPTI	1	0.32%
U Arizona COM-Tucson	3	0.97%
California	154	49.84%
Adventist Health Glendale	2	0.65%
Adventist Health White Memorial	6	1.94%
Alameda Health Sys-Highland Hospital	1	0.32%
AltaMed Health Services	2	0.65%
Arrowhead Reg Med Ctr	8	2.59%
California Hosp Med Ctr	1	0.32%
Cedars-Sinai Med Ctr	1	0.32%
College Medical Center	1	0.32%
Community Mem Health Sys	5	1.62%
Desert Regional Med Ctr	5	1.62%
Eisenhower Med Ctr	1	0.32%
Harbor-UCLA Med Ctr	2	0.65%
John Muir Health-CA	1	0.32%
Kaiser Permanente-Fontana	9	2.91%
Kaiser Permanente-Los Angeles	5	1.62%
Kaiser Permanente-Orange Co	2	0.65%
Kaiser Permanente-Riverside	2	0.65%
Kaiser Permanente-Woodland Hills	2	0.65%
Kaweah Delta Health Care District	6	1.94%
Kern Med Ctr	1	0.32%
KPC Health Hemet Valley Med Ctr	1	0.32%
Lifelong Medical Care	1	0.32%
Loma Linda Univ Med Ctr-Murrieta	1	0.32%
Loma Linda University	12	3.88%
Marian Regional Med Ctr	2	0.65%
Mercy Med Ctr-Merced	1	0.32%
Mercy Med Ctr-Redding	1	0.32%
Olive View-UCLA Med Ctr	1	0.32%
PIH Health Hosp Downey	1	0.32%
Pomona Valley Hosp	3	0.97%
Presby Intercommunity Hosp	1	0.32%
Riverside Community Hospital	10	3.24%
Riverside University Health Sys	15	4.85%
San Ysidro Health	2	0.65%
Santa Clara Valley Med Ctr	7	2.27%
Scripps Mercy Hosp-San Diego	4	1.29%
St Agnes Med Ctr	1	0.32%

St Josephs Med Ctr	3	0.97%
U Southern California	5	1.62%
UC Davis Med Ctr	2	0.65%
UC Irvine Med Ctr	5	1.62%
UC Riverside SOM	1	0.32%
UC San Francisco-East Bay	1	0.32%
UC San Francisco-Fresno	5	1.62%
UHS So California Med Ed Consortium	2	0.65%
VA Greater LA Hlth Sys	1	0.32%
Valley Consortium	1	0.32%
Ventura County Med Ctr	1	0.32%
Coloardo	2	0.65%
North Colorado Med Ctr	1	0.32%
Poudre Valley Hospital-CO	1	0.32%
Connecticut	3	0.97%
Middlesex Hospital	1	0.32%
U Connecticut School of Medicine	1	0.32%
Yale-New Haven Hosp	1	0.32%
DC	1	0.32%
MedStar Washington Hosp Ctr-DC	1	0.32%
Delaware	2	0.65%
Christiana Care	2	0.65%
Florida	6	1.94%
AdventHealth Florida	1	0.32%
HCA Healthcare/USF Morsani GME-Largo	1	0.32%
HCA Healthcare/USF Morsani GME-Oak Hill	2	0.65%
HCA Healthcare/USF Morsani-Bayonet Pt	1	0.32%
U South Florida Morsani COM-Tampa	1	0.32%
Hawaii	3	0.97%
Tripler Army Medical Center	1	0.32%
University of Hawaii	2	0.65%
Illinois	12	3.88%
Amita Resurrection Med Ctr	1	0.32%
Cook County Health and Hosps Sys	3	0.97%
Northwestern McGaw/RIC	1	0.32%
SIU SOM & Affil Hosps	1	0.32%
Swedish Covenant Hosp	1	0.32%
U Illinois COM-Chicago	4	1.29%
U Illinois COM-Peoria OSF	1	0.32%
Kentucky	2	0.65%
U Kentucky Med Ctr	2	0.65%
Louisiana	4	1.29%
LSUHSC-Lake Charles	1	0.32%
Tulane Univ SOM	3	0.97%

Massachusetts	2	0.65%
B I Deaconess Med Ctr	1	0.32%
Tufts Medical Center	1	0.32%
Maryland	3	0.97%
Sinai Hospital of Baltimore	1	0.32%
Walter Reed National Military Medical Center	2	0.65%
Michigan	10	3.24%
Beaumont Health	1	0.32%
Childrens Hosp of Michigan	1	0.32%
Detroit Med Ctr/WSU	1	0.32%
Detroit Medical Center	1	0.32%
Henry Ford Allegiance Health	1	0.32%
Mary Free Bed Hospital	1	0.32%
McLaren Health Care Corp	2	0.65%
Sparrow Hospital	1	0.32%
St Joseph Mercy-Oakland	1	0.32%
Minnesota	1	0.32%
Mayo Clinic School of Grad Med Educ	1	0.32%
Missouri	3	0.97%
Mercy Hospital St Louis	1	0.32%
University Hosps-Columbia	2	0.65%
Montana	1	0.32%
Billings Clinic	1	0.32%
North Carolina	2	0.65%
Campbell University	1	0.32%
Womack Army Medical Center	1	0.32%
Nebraska	1	0.32%
Offutt AFB - Ehrling Bergquist Street Clinic	1	0.32%
New Hampshire	3	0.97%
Dartmouth-Hitchcock Med Ctr	2	0.65%
Portsmouth Regional Hospital	1	0.32%
New Mexico	5	1.62%
U New Mexico SOM	5	1.62%
Nevada	7	2.27%
Sunrise Health GME Consortium	3	0.97%
U Nevada Las Vegas SOM	1	0.32%
U Nevada Reno SOM	1	0.32%
Valley Hosp Med Ctr	2	0.65%
New York	14	4.53%
Arnot Ogden Med Ctr	1	0.32%
ISMMS Mount Sinai Beth Israel	1	0.32%
Nassau Univ Med Ctr	1	0.32%
NYU Grossman School Of Medicine	1	0.32%
St Barnabas Hosp	1	0.32%

St Johns Riverside Hospital	1	0.32%
Stony Brook Teach Hosps	1	0.32%
SUNY HSC Brooklyn	1	0.32%
SUNY Upstate Med University	1	0.32%
U Rochester/Strong Memorial	2	0.65%
University at Buffalo SOM	3	0.97%
Ohio	12	3.88%
Case Western/Univ Hosps Cleveland Med Ctr	2	0.65%
Cleveland Clinic Fdn	1	0.32%
Kettering Health Network	1	0.32%
Mountain State OPTI-WV	2	0.65%
Nationwide Childrens Hosp	1	0.32%
OhioHealth-OBleness Hosp	1	0.32%
St Elizabeth Health Ctr-Boardman	1	0.32%
Summa Health/NEOMED	1	0.32%
U Cincinnati Med Ctr	2	0.65%
Oklahoma	1	0.32%
Oklahoma State U Ctr for Health Sci	1	0.32%
Oregon	13	4.21%
Legacy Emanuel/Good Samaritan	1	0.32%
Oregon Health & Science Univ	4	1.30%
Providence Health	3	0.97%
Roseburg Family Medicine	1	0.32%
Samaritan Health Services-Corvallis	4	1.29%
Pennsylvania	3	0.97%
Albert Einstein Med Ctr	1	0.32%
Jefferson Health-Northeast	1	0.32%
Penn State Hershey Med Ctr	1	0.32%
South Carolina	2	0.65%
Grand Strand Reg Med Ctr	2	0.65%
Texas	12	3.88%
Baylor Scott & White Med Ctr	1	0.32%
Brooke Army Medical Center	1	0.32%
HCA Houston Healthcare/U Houston	2	0.65%
HCA Medical City Healthcare	3	0.97%
San Antonio Military Medical Center	1	0.32%
Texas Tech U Affil-El Paso	1	0.32%
U Texas HSC-San Antonio	2	0.65%
U Texas Med Sch-Houston	1	0.32%
Utah	1	0.32%
University of Utah Health	1	0.32%
Virginia	4	1.29%
Carilion Clinic-Virginia Tech Carilion SOM	1	0.32%
LewisGale Med Ctr	3	0.97%

Vermont	2	0.65%
Univ of Vermont Medical Center	2	0.65%
Washington	8	2.59%
Central WA Family Med	1	0.32%
Elson S Floyd COM WSU	1	0.32%
MultiCare Good Samaritan Hosp	1	0.32%
PeaceHealth Southwest Med Ctr	1	0.32%
Puyallup Tribal Health Authority	1	0.32%
Trios Health	1	0.32%
Yakima Valley Farm Workers Clinic	2	0.65%
Wisconsin	1	0.32%
Med Coll Wisconsin Affil Hosps	1	0.32%
West Virginia	1	0.32%
Greenbrier Valley Medical Center Program	1	0.32%
Grand Total	309	100.00%

College of Osteopathic Medicine of the Pacific (Pomona Campus)

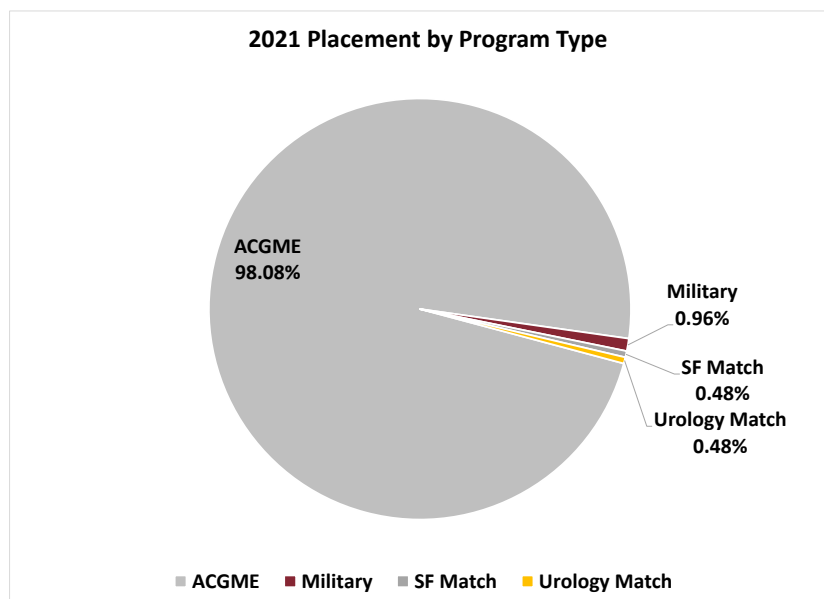
Placement Rates (2017 to 2021)

Class	Total Graduates	Placement Rate
DO Class of 2021	213	97.7%
DO Class of 2020	210	95.7%
DO Class of 2019	224	98.2%
DO Class of 2018	222	97.7%
DO Class of 2017	209	98.6%

Class of 2021 Placement Rates

The DO class of 2021 is comprised of 209 students, none of whom deferred their placement to the 2021 cycle. The chart below details the placement rate for the 209 DO 2021 students that participated in the 2021 cycle by program/placement type.

Program	2021
ACGME	204
Military	2
SF Match	1
Urology Match	1
Did Not Place	5
Total Placed:	208
Placement Rate:	97.7%



Choice

Of the 213 students who placed after their participation in a match program in 2021, 208 placed into a residency program.

Placement by Specialty

Specialty	Total Placed	% of Total
Anesthesiology	16	7.69%
Child Neurology	1	0.48%
Dermatology	1	0.48%
Diagnostic Radiology	1	0.48%
Emergency Medicine	19	9.13%
Emergency Medicine/Family Medicine	1	0.48%
Family Medicine	52	25.00%
Internal Medicine	51	24.52%
Neurological Surgery	1	0.48%
Neurology	5	2.40%
Obstetrics and Gynecology	8	3.85%
Ophthalmology	1	0.48%
Orthopedic Surgery	4	1.92%
Pathology-Anatomic and Clinical	1	0.48%
Pediatrics	12	5.77%
Physical Medicine and Rehabilitation	7	3.37%
Psychiatry	11	5.29%
Radiology-Diagnostic	7	3.37%
Surgery-General	5	2.40%
Transitional Year	3	1.44%
Urology	1	0.48%
Total	208	100.00%
Total Primary Care *:	123	
Primary Care %:	59.14%	

**Based on HRSA definition of primary care specialties.*

Placement by Location/Program

Location/Program	Total	% of Total
Arizona	3	1.44%
U Arizona COM-Tucson	3	1.44%
California	140	67.31%
Adventist Health Glendale	2	0.96%
Adventist Health White Memorial	5	2.40%
AltaMed Health Services	2	0.96%
Arrowhead Reg Med Ctr	8	3.85%
California Hosp Med Ctr	1	0.48%
Cedars-Sinai Med Ctr	1	0.48%
Community Mem Health Sys	5	2.40%
Desert Regional Med Ctr	4	1.92%
Eisenhower Med Ctr	1	0.48%
Harbor-UCLA Med Ctr	2	0.96%
John Muir Health	1	0.48%
Kaiser Permanente-Fontana	9	4.33%
Kaiser Permanente-Los Angeles	4	1.92%
Kaiser Permanente-Orange Co	2	0.96%
Kaiser Permanente-Riverside	2	0.96%
Kaiser Permanente-Woodland Hills	1	0.48%
Kaweah Delta Health Care District	4	1.92%
Kern Med Ctr	1	0.48%
KPC Health Hemet Valley Med Ctr	1	0.48%
Lifelong Medical Care	1	0.48%
Loma Linda Univ Med Ctr-Murrieta	1	0.48%
Loma Linda University	11	5.29%
Marian Regional Med Ctr	2	0.96%
Mercy Med Ctr-Merced	1	0.48%
Mercy Med Ctr-Redding	1	0.48%
Olive View-UCLA Med Ctr	1	0.48%
PIH Health Hosp Downey	1	0.48%
Pomona Valley Hosp	3	1.44%
Presby Intercommunity Hosp	1	0.48%
Riverside Community Hospital	9	4.33%
Riverside University Health Sys	15	7.21%
San Ysidro Health	2	0.96%
Santa Clara Valley Med Ctr	7	3.37%
Scripps Mercy Hosp-San Diego	4	1.92%
St Josephs Med Ctr	3	1.44%
U Southern California	3	1.44%
UC Davis Med Ctr	2	0.96%
UC Irvine Med Ctr	5	2.40%
UC Riverside SOM	1	0.48%

UC San Francisco-East Bay	1	0.48%
UC San Francisco-Fresno	4	1.92%
UHS So California Med Ed Consortium	2	0.96%
VA Greater LA Hlth Sys	1	0.48%
Valley Consortium	1	0.48%
Ventura County Med Ctr	1	0.48%
Connecticut	1	0.48%
Yale-New Haven Hosp	1	0.48%
DC	1	0.48%
MedStar Washington Hosp Ctr	1	0.48%
Delaware	2	0.96%
Christiana Care	2	0.96%
Florida	2	0.96%
AdventHealth Florida	1	0.48%
U South Florida Morsani COM-Tampa	1	0.48%
Hawaii	1	0.48%
University of Hawaii	1	0.48%
Illinois	8	3.85%
Cook County Health	1	0.48%
Cook County Health and Hosps Sys	1	0.48%
Northwestern McGaw/RIC	1	0.48%
U Illinois COM-Chicago	4	1.92%
U Illinois COM-Peoria OSF	1	0.48%
Louisiana	2	0.96%
LSUHSC-Lake Charles	1	0.48%
Tulane Univ SOM	1	0.48%
Massachusetts	1	0.48%
B I Deaconess Med Ctr	1	0.48%
Maryland	1	0.48%
Walter Reed National Military Medical Center	1	0.48%
Michigan	3	1.44%
Beaumont Health	1	0.48%
Mary Free Bed Hospital	1	0.48%
St Joseph Mercy-Oakland	1	0.48%
Minnesota	1	0.48%
Mayo Clinic School of Grad Med Educ	1	0.48%
Missouri	2	0.96%
University Hosps-Columbia	2	0.96%
New Hampshire	1	0.48%
Dartmouth-Hitchcock Med Ctr	1	0.48%
New Mexico	2	0.96%
U New Mexico SOM	2	0.96%
Nevada	5	2.40%
Sunrise Health GME Consortium	2	0.96%

U Nevada Las Vegas SOM	1	0.48%
Valley Hosp Med Ctr	2	0.96%
New York	8	3.85%
ISMMS Mount Sinai Beth Israel	1	0.48%
Nassau Univ Med Ctr	1	0.48%
NYU Grossman School Of Medicine	1	0.48%
St Barnabas Hosp	1	0.48%
SUNY HSC Brooklyn	1	0.48%
U Rochester/Strong Memorial	1	0.48%
University at Buffalo SOM	2	0.96%
Ohio	7	3.37%
Case Western/Univ Hosps Cleveland Med Ctr	1	0.48%
Cleveland Clinic Fdn	1	0.48%
Kettering Health Network	1	0.48%
Mountain State OPTI-WV	1	0.48%
Nationwide Childrens Hosp	1	0.48%
OhioHealth-OBleness Hosp	1	0.48%
St Elizabeth Health Ctr-Boardman	1	0.48%
Oregon	3	1.44%
Oregon Health & Science Univ	2	0.96%
Samaritan Health Services-Corvallis	1	0.48%
Pennsylvania	3	1.44%
Albert Einstein Med Ctr	1	0.48%
Jefferson Health-Northeast	1	0.48%
Penn State Hershey Med Ctr	1	0.48%
Texas	8	3.85%
HCA Houston Healthcare/U Houston	2	0.96%
HCA Medical City Healthcare	2	0.96%
San Antonio Military Medical Center	1	0.48%
U Texas HSC-San Antonio	2	0.96%
U Texas Med Sch-Houston	1	0.48%
Virginia	1	0.48%
LewisGale Med Ctr	1	0.48%
Washington	1	0.48%
Puyallup Tribal Health Authority	1	0.48%
Wisconsin	1	0.48%
Med Coll Wisconsin Affil Hosps	1	0.48%
Grand Total	208	100.00%

College of Osteopathic Medicine of the Pacific (Lebanon Campus)

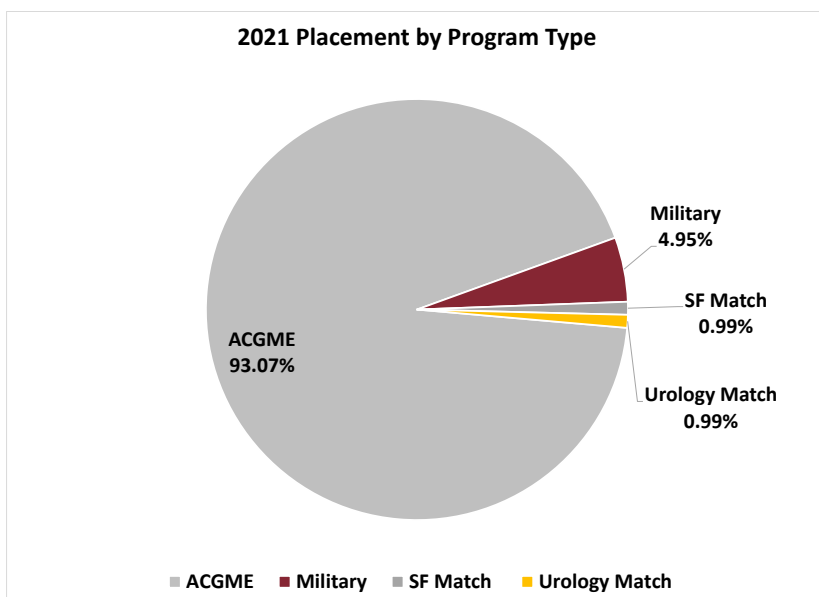
Placement Rates (2017 to 2021)

Class	Total Graduates	Placement Rate
DONW Class of 2021	103	98.1%
DONW Class of 2020	105	99.1%
DONW Class of 2019	104	100%
DONW Class of 2018	102	100%
DONW Class of 2017	95	100%

Class of 2021 Placement Rates

The DONW class of 2021 is comprised of 103 students, none of whom deferred their placement to the 2022 cycle. The chart below details the placement rate for the 103 DONW 2021 students that participated in the 2021 cycle by program/placement type.

Program	2021
ACGME	94
Military	5
SF Match	1
Urology Match	1
Did Not Place	2
Total Placed:	103
Placement Rate:	98.1%



Choice

Of the 103 students who placed after their participation in a match program in 2020, 101 placed into a residency program.

Placement by Specialty

Specialty	Total Placed	% of Total
Anesthesiology	6	5.94%
Dermatology	2	1.98%
Emergency Medicine	18	17.82%
Family Medicine	18	17.82%
Internal Medicine	22	21.78%
Internal Medicine/Pediatrics	1	0.99%
Internal Medicine/Psychiatry	1	0.99%
Interventional Radiology (Integrated)	1	0.99%
Obstetrics and Gynecology	3	2.97%
Ophthalmology	1	0.99%
Orthopedic Surgery	1	0.99%
Pathology-Anatomic and Clinical	1	0.99%
Pediatrics	5	4.95%
Physical Medicine and Rehabilitation	4	3.96%
Psychiatry	4	3.96%
Radiology-Diagnostic	1	0.99%
Surgery-General	2	1.98%
Transitional Year	9	8.91%
Urology	1	0.99%
Grand Total	101	100.00%
Total Primary Care*:		50
Primary Care %:		49.51%

**Based on HRSA definition of primary care specialties.*

Placement by Location/Program

Location/Program	Total	% of Total
Arizona	5	4.95%
Creighton Univ Affil Hosps	4	3.96%
Midwestern University OPTI	1	0.99%
California	14	13.86%
Adventist Health White Memorial	1	0.99%
Alameda Health Sys-Highland Hosp	1	0.99%
College Medical Center	1	0.99%
Desert Regional Med Ctr	1	0.99%
Kaiser Permanente-Los Angeles	1	0.99%
Kaiser Permanente-Woodland Hills	1	0.99%
Kaweah Delta Health Care District	2	1.98%
Loma Linda University	1	0.99%
Riverside Community Hospital	1	0.99%
St Agnes Med Ctr	1	0.99%
U Southern California	2	1.98%
UC San Francisco-Fresno	1	0.99%
Colorado	2	1.98%
North Colorado Med Ctr	1	0.99%
Poudre Valley Hospital	1	0.99%
Connecticut	2	1.98%
Middlesex Hospital	1	0.99%
U Connecticut School of Medicine	1	0.99%
Florida	4	3.96%
HCA Healthcare/USF Morsani GME-Largo	1	0.99%
HCA Healthcare/USF Morsani GME-Oak Hill	2	1.98%
HCA Healthcare/USF Morsani-Bayonet Pt	1	0.99%
Hawaii	2	1.98%
Tripler Army Medical Center	1	0.99%
University of Hawaii	1	0.99%
Illinois	4	3.96%
Amita Resurrection Med Ctr	1	0.99%
Cook County Health and Hosps Sys	1	0.99%
SIU SOM & Affil Hosps	1	0.99%
Swedish Covenant Hosp	1	0.99%
Kentucky	2	1.98%
U Kentucky Med Ctr	2	1.98%
Louisiana	2	1.98%
Tulane Univ SOM	2	1.98%
Massachusetts	1	0.99%
Tufts Medical Center	1	0.99%
Maryland	2	1.98%
Sinai Hospital of Baltimore	1	0.99%

Walter Reed National Military Medical Center	1	0.99%
Michigan	7	6.93%
Childrens Hosp of Michigan	1	0.99%
Detroit Medical Center	2	1.98%
Henry Ford Allegiance Health	1	0.99%
McLaren Health Care Corp	2	1.98%
Sparrow Hospital	1	0.99%
Missouri	1	0.99%
Mercy Hospital St Louis	1	0.99%
Montana	1	0.99%
Billings Clinic	1	0.99%
North Carolina	2	1.98%
Campbell University	1	0.99%
Womack Army Medical Center	1	0.99%
Nebraska	1	0.99%
Offutt AFB - Ehrling Bergquist Street Clinic	1	0.99%
New Hampshire	2	1.98%
Dartmouth-Hitchcock Med Ctr	1	0.99%
Portsmouth Regional Hospital	1	0.99%
New Mexico	3	2.97%
U New Mexico SOM	3	2.97%
Nevada	2	1.98%
Sunrise Health GME Consortium-NV	1	0.99%
U Nevada Reno SOM	1	0.99%
New York	6	5.94%
Arnot Ogden Med Ctr	1	0.99%
St Johns Riverside Hospital	1	0.99%
Stony Brook Teach Hosps	1	0.99%
SUNY Upstate Med University	1	0.99%
U Rochester/Strong Memorial	1	0.99%
University at Buffalo SOM	1	0.99%
Ohio	5	4.95%
Case Western/Univ Hosps Cleveland Med Ctr	1	0.99%
Mountain State OPTI-WV	1	0.99%
Summa Health/NEOMED	1	0.99%
U Cincinnati Med Ctr	2	1.98%
Oklahoma	1	0.99%
Oklahoma State U Ctr for Health Sci	1	0.99%
Oregon	10	9.90%
Legacy Emanuel/Good Samaritan	1	0.99%
Oregon Health & Science Univ	1	0.99%
Oregon Health and Science Univ	1	0.99%
Providence Health	3	2.97%
Roseburg Family Medicine	1	0.99%

Samaritan Health Services-Corvallis	3	2.97%
South Carolina	2	1.98%
Grand Strand Reg Med Ctr-SC	2	1.98%
Texas	4	3.96%
Baylor Scott & White Med Ctr	1	0.99%
Brooke Army Medical Center	1	0.99%
HCA Medical City Healthcare	1	0.99%
Texas Tech U Affil-El Paso	1	0.99%
Utah	1	0.99%
University of Utah Health	1	0.99%
Virginia	3	2.97%
Carilion Clinic-Virginia Tech Carilion SOM	1	0.99%
LewisGale Med Ctr	2	1.98%
Vermont	2	1.98%
Univ of Vermont Medical Center	2	1.98%
Washington	7	6.93%
Central WA Family Med	1	0.99%
Elson S Floyd COM WSU	1	0.99%
MultiCare Good Samaritan Hosp	1	0.99%
PeaceHealth Southwest Med Ctr	1	0.99%
Trios Health	1	0.99%
Yakima Valley Farm Workers Clinic	2	1.98%
West Virginia	1	0.99%
Greenbrier Valley Medical Center Program	1	0.99%
Grand Total	101	100.00%